

PRULink Greater China Fund

March 2024

All data as at 29 Feb 2024 unless otherwise stated

Investment Objective

The investment objective of the PRULink Greater China Fund is to provide capital growth primarily through investment in equity securities of the People's Republic of China, Hong Kong SAR and Taiwan companies.

Fund Details

Launch Date	6 November 2009	CPFIS Risk Classification of Investment-linked Insurance Products (ILP)	Higher Risk; Narrowly Focused
Initial Investment Charge	Up to 5% ^	Subscription Method	Cash, CPF-OA, SRS
Continuing Investment Charge	1.5% p.a. †	Underlying Fund Size	Schroder International Selection Greater China Fund - USD 2,204.3 M
Manager of the Fund	Eastspring Investments (Singapore) Limited	Funds Under Management	SGD 308.3 M
Investment manager of the Underlying Fund	Schroder Investment Management (Hong Kong) Ltd	Financial Year End	31st December
Benchmark	MSCI Golden Dragon TR Net**		

Morningstar Sustainability Rating™#

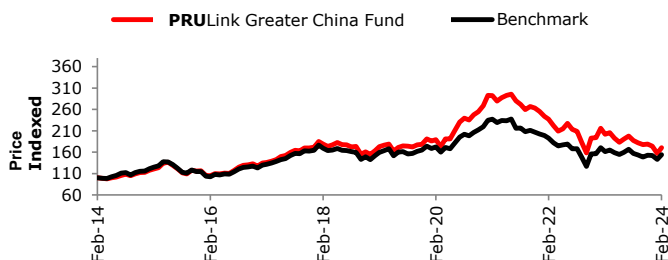


PRULink Greater China Fund received a Morningstar Sustainability Rating™ of Above Average. Out of 2647 Greater China Equity funds as of 31/10/2023. Based on 97% of AUM. Data is based on long positions only.

Performance

Performance ¹	1 month	6 months	1 year	3 years*	5 years*	10 years*	Since Inception*
Offer-Bid	3.1%	-13.5%	-19.7%	-17.8%	-1.3%	4.9%	3.6%
Bid-Bid	8.5%	-9.0%	-15.5%	-16.4%	-0.3%	5.5%	4.0%
Benchmark ²	7.6%	-1.8%	-4.4%	-13.4%	-0.7%	4.4%	3.7%

Performance Chart



Top 5 holdings

Taiwan Semiconductor Manufacturing Co Ltd	9.8%
Tencent Holdings Ltd	8.9%
Alibaba Group Holding Ltd	6.8%
AIA Group Ltd	5.0%
MediaTek Inc	4.3%

Source: Schroder Investment Management (Singapore) Ltd

Inception date: 3 December 2009

*Annualised.

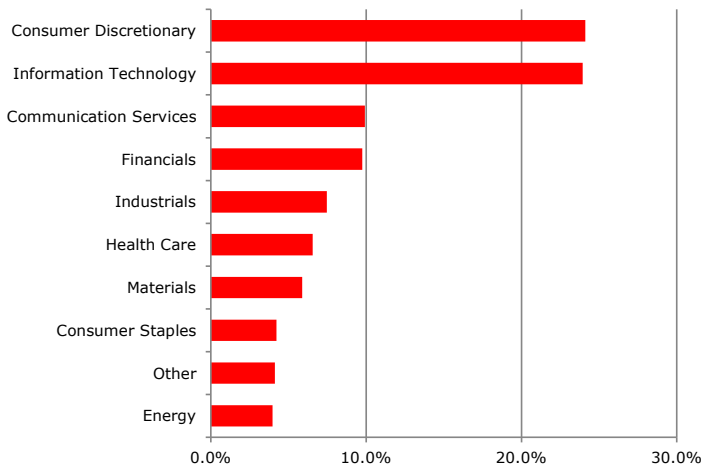
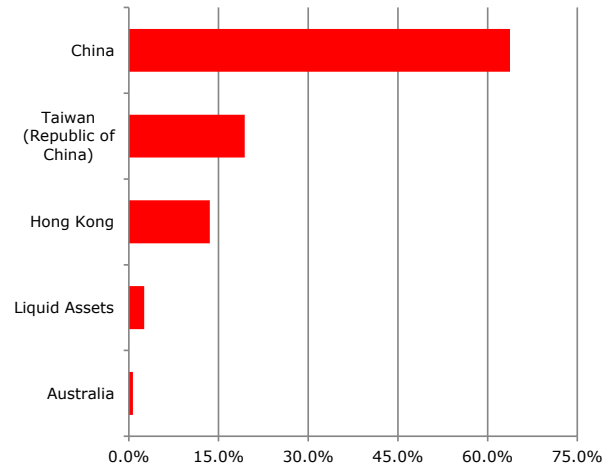
¹Source: Standard Chartered Bank as calculated on StatPro; SGD; net income reinvested; Offer-bid includes 5% Initial Investment Charge; fund performance includes Continuing Investment Charge; benchmark performance does not include any fees or charges.

²Source for Benchmark : Schroder Investment Management (HongKong) Ltd

^ Please refer to the relevant Product Summary for details of charges incurred on your plan as charges may vary from product to product and may be lower than 5%.

† We reserve the right to vary the Continuing Investment Charge and may increase it up to 2% per annum, but will not do so before giving investors 6 months' written notice.

All data as at 29 Feb 2024 unless otherwise stated

Sector Allocation of Underlying Fund³

Country Allocation of Underlying Fund³

³Source: Schroder investment Management Ltd

Important Information

Please note that the securities mentioned above are included for illustration purposes only. It should not be considered a recommendation to purchase or sell any particular security. There is no assurance that any securities discussed herein will remain in the portfolio of the Fund at the time you receive this material or that securities sold have not been repurchased. The securities discussed do not represent the fund's entire portfolio and in the aggregate may represent only a small percentage of the fund's portfolio holdings.

The Fund is an investment-linked policy fund issued by Prudential Assurance Company Singapore (Pte) Limited (Co. Reg. No. 199002477Z). The manager of the Fund is Eastspring Investments (Singapore) Limited (Co. Reg. No. 199407631H). Prudential Assurance Company Singapore (Pte) Limited, 30 Cecil Street, #30-01 Prudential Tower, Singapore 049712 is the product provider. Investments are subject to investment risks including the possible loss of the principal amount invested. The prediction, projection or forecast on the economy, securities markets or the economic trends of the markets targeted by the fund are not necessarily indicative of the future or likely performance of the fund. The Fund returns are calculated based on net asset value pricing, in Singapore Dollars, bid to bid basis, on the assumption that all dividends and distributions are reinvested, taking account all charges which would have been payable upon such investment. Fees and charges payable through deduction of premium or cancellation of units are excluded from this calculation. The past performance of the Manager or Investment Manager and the Fund is not necessarily indicative of its future performance. The value of units in the Fund and the income accruing to the units, if any, may fall or rise. A Product Summary, Fund Information Booklet and Product Highlights Sheet relating to the Fund are available and may be obtained from your Prudential Financial Consultant. A potential investor should read the Product Summary, Fund Information Booklet and Product Highlights Sheet before deciding whether to subscribe for units in the Fund.

*Sustainability Rating as of 31/10/2023. Corporate and Sovereign Sustainability Score and Investment Style as of 31/10/2023. Morningstar's Sustainability Score incorporates Sustainalytics' company and country-level analysis.

© 2023 Morningstar. All rights reserved. The information contained herein: (1) is proprietary to Morningstar and/or its content providers; (2) may not be copied or distributed; and (3) is not warranted to be accurate, complete, or timely. Neither Morningstar nor its content providers are responsible for any damages or losses arising from any use of this information. Past performance is no guarantee of future results. The ESG-related information, methodologies, tools, ratings, data and opinions contained or reflected herein are not directed to or intended for use or distribution to India-based clients or users and their distribution to Indian resident individuals or entities is not permitted.

**Copyright MSCI 2024. Unpublished. All Rights Reserved. This information may only be used for your internal use, may not be reproduced or disseminated in any form and may not be used to create any financial instruments or products or any indices. This information is provided on an "as is" basis and the user of this information assumes the entire risk of any use it may make or permit to be made of this information. Neither MSCI, any of its affiliates or any other person involved in or related to compiling, computing or creating this information makes any express or implied warranties or representations with respect to such information or the results to be obtained by the use thereof, and MSCI, its affiliates and each such other person hereby expressly disclaim all warranties (including, without limitation, all warranties of originality, accuracy, completeness, timeliness, non-infringement, merchantability and fitness for a particular purpose) with respect to this information. Without limiting any of the foregoing, in no event shall MSCI, any of its affiliates or any other person involved in or related to compiling, computing or creating this information have any liability for any direct, indirect, special, incidental, punitive, consequential or any other damages (including, without limitation, lost profits) even if notified of, or if it might otherwise have anticipated, the possibility of such damages.

Prudential Assurance Company Singapore (Pte) Limited, Company Registration No. 199002477Z

30 Cecil Street, #30-01 Prudential Tower, Singapore 049712 Tel 1800-333 0333 Fax (65) 6734-6953 www.prudential.com.sg

Part of Prudential plc (United Kingdom)