

PRULink Singapore ASEAN Managed Fund

March 2024

All data as at 29 Feb 2024 unless otherwise stated

Investment Objective

The fund aims to maximise total return in the medium to long term by investing primarily in equities and equity-related securities of companies which are incorporated, quoted or listed in, or have their area of primary activity in Singapore and other ASEAN markets, and in Singapore dollar denominated debt securities and foreign currency debt securities.

Fund Details

Launch Date	20 March 2012	CPFIS Risk Classification of Investment-linked Insurance Products (ILP)	Medium to High Risk; Narrowly Focused
Initial Investment Charge	Up to 5% [^]	Subscription Method	Cash, CPFIS-OA & SA, SRS
Continuing Investment Charge	1.3% p.a. [†]	Underlying Fund Size	Eastspring Investments Unit Trusts -Singapore ASEAN Equity Fund - SGD 188.4 M Easpring Investments Unit Trusts - Singapore Select Bond Fund - SGD 1,221.4 M
Manager of the Fund	Easpring Investments (Singapore) Ltd	Funds Under Management	SGD 245.8 M
Benchmark	70% Customised blended FTSE ST All-share & FTSE ASEAN (ex- Singapore) Index + 30% Markit iBoxx ALBI Singapore Index**	Financial Year End	31st December

Morningstar Sustainability Rating™#



PRULink Singapore ASEAN Managed Fund received a Morningstar Sustainability Rating™ of Below Average. Out of 805 Allocation Miscellaneous funds as of 31/10/2023. Based on 92% of AUM. Data is based on long positions only.

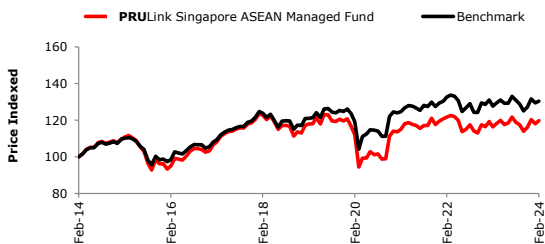
Morningstar Overall Rating™##

PRULink Singapore ASEAN Managed Fund received a Morningstar Rating™ of ★★ ★ Overall rating out of 28 Asia Allocation funds as of 31/12/2023.

Performance

Performance ¹	1 month	6 months	1 year	3 years*	5 years*	10 years*	Since Inception*
Offer-Bid	-3.6%	-4.3%	-2.3%	-0.3%	-0.7%	1.3%	1.7%
Bid-Bid	1.4%	0.7%	2.9%	1.4%	0.3%	1.8%	2.2%
Benchmark ²	0.7%	-0.4%	2.1%	1.5%	1.5%	2.7%	2.8%

Performance Chart



Top 10 holdings

DBS GROUP HOLDINGS LTD	7.5%
UNITED OVERSEAS BANK LTD	4.5%
OVERSEA-CHINESE BANKING CORPORATION LTD	4.2%
BANK RAKYAT INDONESIA (PERSERO) TBK PT	3.0%
BANK CENTRAL ASIA TBK PT	2.9%
SINGAPORE TELECOMMUNICATIONS LTD	2.8%
CAPITALAND ASCENDAS REIT	2.6%
CP ALL PCL	2.6%
BANGKOK DUSIT MEDICAL SERVICES PCL	2.4%
TELKOM INDONESIA PERSERO TBK PT	2.4%

Source: Eastspring investments Singapore Limited

Inception date: 20 March 2012

*Annualised.

¹Source: Standard Chartered Bank as calculated on StatPro; SGD; net income reinvested; Offer-bid includes 5% Initial Investment Charge; fund performance includes Continuing Investment Charge; benchmark performance does not include any fees or charges.

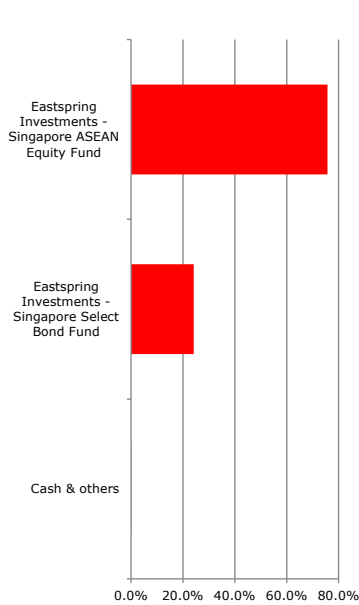
²Source for Benchmark : Eastspring Investments (Singapore) Limited

[^] Please refer to the relevant Product Summary for details of charges incurred on your plan as charges may vary from product to product and may be lower than 5%.


[†] We reserve the right to vary the Continuing Investment Charge and may increase it up to 2% per annum, but will not do so before giving investors 6 months' written notice.

All data as at 29 Feb 2024 unless otherwise stated

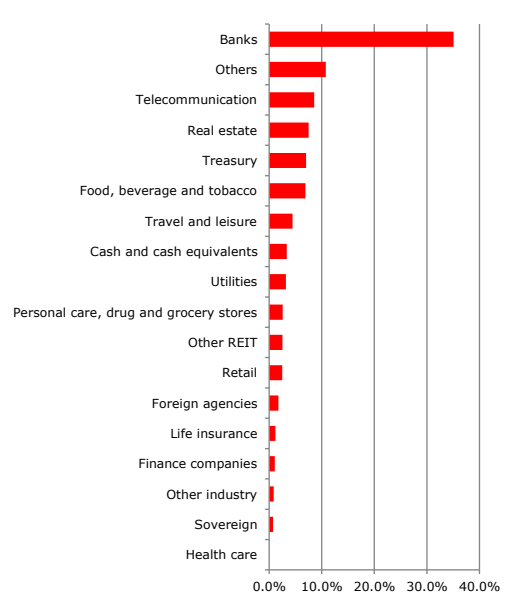
Asset Allocation³



Country³



Sector³



³Source: Eastspring investments (Singapore) Limited

Important Information

Please note that the securities mentioned above are included for illustration purposes only. It should not be considered a recommendation to purchase or sell any particular security. There is no assurance that any securities discussed herein will remain in the portfolio of the Fund at the time you receive this material or that securities sold have not been repurchased. The securities discussed do not represent the fund's entire portfolio and in the aggregate may represent only a small percentage of the fund's portfolio holdings.

The Fund is an investment-linked policy fund issued by Prudential Assurance Company Singapore (Pte) Limited (Co. Reg. No. 199002477Z). The manager of the Fund is Eastspring Investments (Singapore) Limited (Co. Reg. No. 199407631H). Prudential Assurance Company Singapore (Pte) Limited, 30 Cecil Street, #30-01 Prudential Tower, Singapore 049712 is the product provider. Investments are subject to investment risks including the possible loss of the principal amount invested. The prediction, projection or forecast on the economy, securities markets or the economic trends of the markets targeted by the fund are not necessarily indicative of the future or likely performance of the fund. The Fund returns are calculated based on net asset value pricing, in Singapore Dollars, bid to bid basis, on the assumption that all dividends and distributions are reinvested, taking account all charges which would have been payable upon such investment. Fees and charges payable through deduction of premium or cancellation of units are excluded from this calculation. The past performance of the Manager or Investment Manager and the Fund is not necessarily indicative of its future performance. The value of units in the Fund and the income accruing to the units, if any, may fall or rise. A Product Summary, Fund Information Booklet and Product Highlights Sheet relating to the Fund are available and may be obtained from your Prudential Financial Consultant. A potential investor should read the Product Summary, Fund Information Booklet and Product Highlights Sheet before deciding whether to subscribe for units in the Fund.

[#]Sustainability Rating as of 31/10/2023. Corporate and Sovereign Sustainability Score and Investment Style as of 31/10/2023. Morningstar's Sustainability Score incorporates Sustainalytics' company and country-level analysis.

© 2023 Morningstar. All rights reserved. The information contained herein: (1) is proprietary to Morningstar and/or its content providers; (2) may not be copied or distributed; and (3) is not warranted to be accurate, complete, or timely. Neither Morningstar nor its content providers are responsible for any damages or losses arising from any use of this information. Past performance is no guarantee of future results. The ESG-related information, methodologies, tools, ratings, data and opinions contained or reflected herein are not directed to or intended for use or distribution to India-based clients or users and their distribution to Indian resident individuals or entities is not permitted.

^{**}Morningstar rates funds from one to five stars based on how well they've performed (after adjusting for risk) in comparison to similar funds. Within each Morningstar Category, the top 10% of funds receive five stars, the next 22.5% four stars, the middle 35% three stars, the next 22.5% two stars, and the bottom 10% receive one star. Funds are rated for up to three time periods— three-, five-, and 10 years—and these ratings are combined to produce an overall rating. Funds with less than three years of history are not rated. Ratings are objective, based entirely on a mathematical evaluation of past performance. They're a useful tool for identifying funds worthy of further research, but shouldn't be considered buy or sell recommendations.

****Source:** FTSE International Limited ("FTSE") © FTSE 2024. "FTSE®" is a trade mark of the London Stock Exchange Group companies and is used by FTSE International Limited under licence. ["NAREIT®" is a trade mark of the National Association of Real Estate Investment Trusts and is used by FTSE under licence.] [The FTSE ASEAN [Name] is calculated by FTSE in conjunction with Indonesia Stock Exchange, Bursa Malaysia Berhad, The Philippine Stock Exchange Inc., Singapore Exchange Securities Trading Limited and the Stock Exchange of Thailand.] All rights in the FTSE indices and / or FTSE ratings vest in FTSE and/or its licensors. Neither FTSE nor its licensors accept any liability for any errors or omissions in the FTSE indices and / or FTSE ratings or underlying data. No further distribution of FTSE Data is permitted without FTSE's express written consent.