

# PRULink Global Fixed-Income Fund


September 2024

All data as at 31 Aug 2024 unless otherwise stated

## Investment Objective

The **PRULink** Global Fixed-Income Fund seeks to maximise total return, consistent with preservation of capital and prudent investment management.

## Fund Details

	<b>PRULink Global Fixed Income Fund</b>	<b>PRULink Global Fixed Income Fund (USD)</b>
Share Class	SGD Accumulation	USD Accumulation
Launch Date	19 January 2021	3 October 2023
Initial Investment Charge	Up to 5% ^	
Continuing Investment Charge	1.05% p.a. <sup>†</sup>	
Manager of the Fund	Prudential Assurance Company Singapore (Pte) Limited	
Investment manager of the Underlying Fund	PIMCO Global Advisors	
Risk Classification of Investment-linked Insurance Products (ILP)	Low to Medium Risk, Broadly Diversified	
Subscription Method	Cash, SRS	
Funds Under Management	SGD 16.5 M	USD 0.0 M
Underlying Fund and Size	PIMCO GIS Global Bond Fund, USD 16,174 M	
Financial Year End	31st December	
Benchmark	Bloomberg Barclays Global Aggregate (SGD Hedged) Index	Bloomberg Barclays Global Aggregate (USD Hedged) Index
Morningstar Sustainability Rating <sup>TM#</sup>		

**PRULink** Global Fixed Income Fund received a Morningstar Sustainability Rating of High.

Out of 1250 Fixed Income Miscellaneous funds as of 31/01/2024. Based on 84.56% of AUM. Data is based on long positions only.

# PRULink Global Fixed-Income Fund

September 2024

## Performance

### PRULink Global Fixed Income Fund

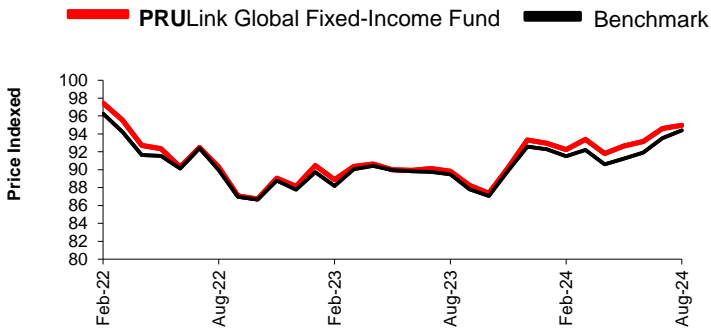
Performance <sup>1</sup>	1 month	6 months	1 year	3 years*	5 years*	Since Inception*
Offer-Bid	-4.6%	-2.2%	0.4%	-3.8%	NA	-3.2%
Bid-Bid	0.4%	2.9%	5.7%	-2.1%	NA	-1.8%
Benchmark <sup>2</sup>	0.9%	3.1%	5.5%	-2.0%	NA	-1.6%

### PRULink Global Fixed Income Fund (USD)

Performance <sup>1</sup>	1 month	6 months	1 year	3 years*	5 years*	Since Inception*
Offer-Bid	0.4%	4.2%	NA	NA	NA	4.6%
Bid-Bid	0.4%	4.2%	NA	NA	NA	4.6%
Benchmark <sup>2</sup>	1.1%	4.1%	NA	NA	NA	9.6%

### PRULink Global Fixed Income Fund

#### Performance Chart

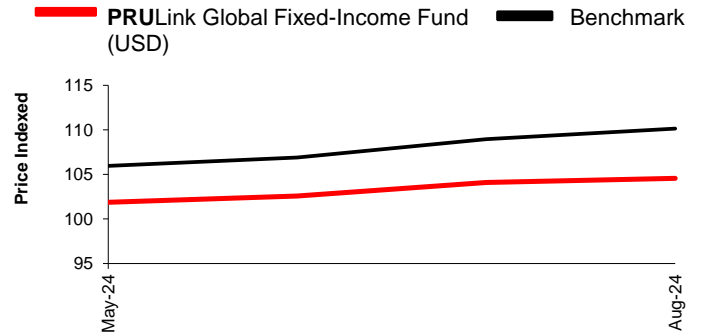


Inception date: 1 February 2021

\*Annualised

### PRULink Global Fixed Income Fund (USD)

#### Performance Chart



Inception date: 16 October 2023

**Top 10 holdings**

FNMA TBA 6.0% AUG 30YR	6.7%
FNMA TBA 5.0% SEP 30YR	4.9%
FNMA TBA 4.5% AUG 30YR	4.5%
FNMA TBA 5.0% JUL 30YR	2.4%
FNMA PASS THRU 30YR #SD8397	1.9%
FNMA PASS THRU 30YR #MA5217	1.8%
FNMA PASS THRU 30YR #MA5248	1.5%
FNMA PASS THRU 30YR #MA5273	1.5%
FNMA PASS THRU 30YR #SD8403	1.5%
FNMA PASS THRU 30YR #MA5297	1.5%

Source: PIMCO Global Advisors (Ireland) Limited

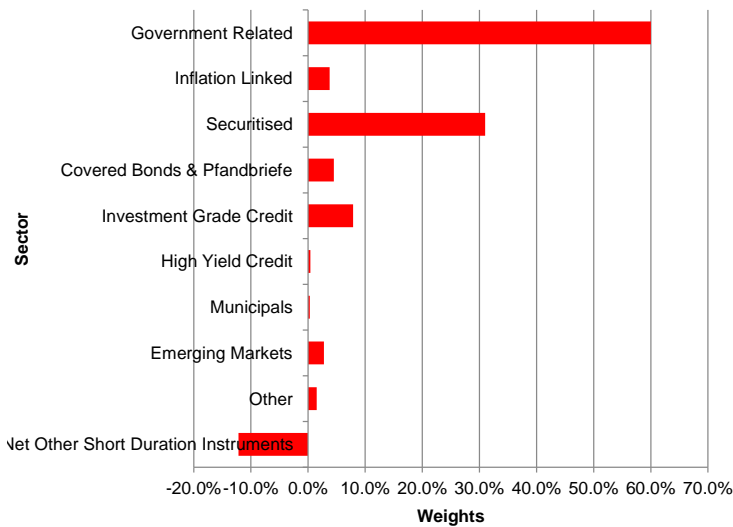
<sup>1</sup>Source: Citibank N.A Singapore; SGD; net income reinvested; Offer-bid includes 5% Initial Investment Charge; fund performance includes Continuing Investment Charge; benchmark performance does not include any fees or charges.

<sup>2</sup>Source for Benchmark: PIMCO Funds International

^ Please refer to the relevant Product Summary for details of charges incurred on your plan as charges may vary from product to product and may be lower than 5%.

† We reserve the right to vary the Continuing Investment Charge and may increase it up to the maximum amount indicated in the respective PRULink fund's Fund Information Booklet, but will not do so before giving investors 6 months' written notice.

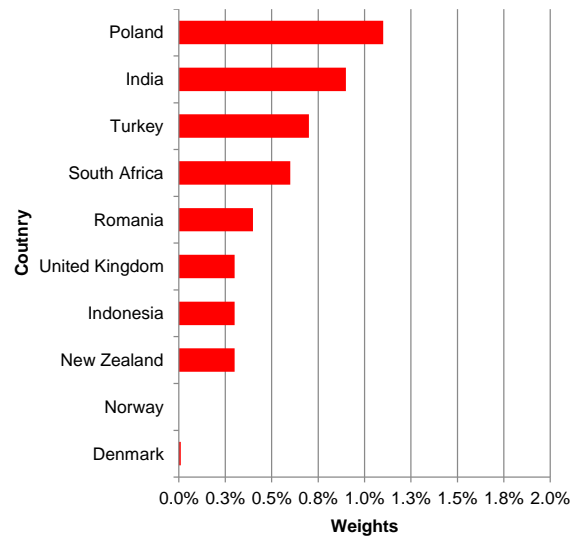
**Sector Breakdown<sup>3</sup>**



<sup>3</sup>Source: PIMCO Global Advisors (Ireland) Limited

Government-Related may include nominal and inflation-protected Treasuries, agencies, interest rate swaps, Treasury futures and options, FDIC-guaranteed and government-guaranteed corporate

**Top 10 Currency Exposure<sup>3</sup>**



The fund's base currency is in USD.

Top 10 Currency Exposure refers to active currency positions.

**Important Information**

Please note that the securities mentioned above are included for illustration purposes only. It should not be considered a recommendation to purchase or sell any particular security. There is no assurance that any securities discussed herein will remain in the portfolio of the Fund at the time you receive this material or that securities sold have not been repurchased. The securities discussed do not represent the Fund's entire portfolio and in the aggregate may represent only a small percentage of the Fund's portfolio holdings.

The Fund is an investment-linked policy fund issued by Prudential Assurance Company Singapore (Pte) Limited (Co. Reg. No. [199002477Z]). The manager of the Fund is Prudential Assurance Company Singapore (Pte) Limited (Co. Reg. No. [199002477Z]). Prudential Assurance Company Singapore (Pte) Limited, 30 Cecil Street, #30-01 Prudential Tower, Singapore 049712 is the product provider. Investments are subject to investment risks including the possible loss of the principal amount invested. The prediction, projection or forecast on the economy, securities markets or the economic trends of the markets targeted by the fund are not necessarily indicative of the future or likely performance of the fund. The Fund returns are calculated based on net asset value pricing, in Singapore Dollars, bid to bid basis, on the assumption that all dividends and distributions are reinvested, taking account all charges which would have been payable upon such investment. Fees and charges payable through deduction of premium or cancellation of units are excluded from this calculation. The past performance of the Manager or Investment Manager and the Fund is not necessarily indicative of its future performance. The value of units in the Fund and the income accruing to the units, if any, may fall or rise. A Product Summary, Fund Information Booklet and Product Highlights Sheet relating to the Fund are available and may be obtained from your Prudential Financial Consultant. A potential investor should read the Product Summary, Fund Information Booklet and Product Highlights Sheet before deciding whether to subscribe for units in the Fund.

<sup>#</sup>Sustainability Rating as of 31/01/2024. Corporate and Sovereign Sustainability Score and Investment Style as of 31/01/2024. Morningstar's Sustainability Score incorporates Sustainalytics' company and country-level analysis.

© 2024 Morningstar. All rights reserved. The information contained herein: (1) is proprietary to Morningstar and/or its content providers; (2) may not be copied or distributed; and (3) is not warranted to be accurate, complete, or timely. Neither Morningstar nor its content providers are responsible for any damages or losses arising from any use of this information. Past performance is no guarantee of future results. The ESG-related information, methodologies, tools, ratings, data and opinions contained or reflected herein are not directed to or intended for use or distribution to India-based clients or users and their distribution to Indian resident individuals or entities is not permitted.

**Disclaimer of Liability Exhibit**

This may contain information obtained from third parties, including ratings from credit ratings agencies such as Standard & Poor's. Reproduction and distribution of third party content in any form is prohibited except with the prior written permission of the related third party. Third party content providers do not guarantee the accuracy, completeness, timeliness or availability of any information, including ratings, and are not responsible for any errors or omissions (negligent or otherwise), regardless of the cause, or for the results obtained from the use of such content. THIRD PARTY CONTENT PROVIDERS GIVE NO EXPRESS OR IMPLIED WARRANTIES, INCLUDING, BUT NOT LIMITED TO, ANY WARRANTIES OF MERCHANTABILITY OR FITNESS FOR A PARTICULAR PURPOSE OR USE. THIRD PARTY CONTENT PROVIDERS SHALL NOT BE LIABLE FOR ANY DIRECT, INDIRECT, INCIDENTAL, EXEMPLARY, COMPENSATORY, PUNITIVE, SPECIAL OR CONSEQUENTIAL DAMAGES, COSTS, EXPENSES, LEGAL FEES, OR LOSSES (INCLUDING LOST INCOME OR PROFITS AND OPPORTUNITY COSTS) IN CONNECTION WITH ANY USE OF THEIR CONTENT, INCLUDING RATINGS. Credit ratings are statements of opinions and are not statements of fact or recommendations to purchase, hold or sell securities. They do not address the suitability of securities or the suitability of securities for investment purposes, and should not be relied on as investment advice.

Prudential Assurance Company Singapore (Pte) Limited, Company Registration No. 199002477Z

30 Cecil Street, #30-01 Prudential Tower, Singapore 049712 Tel 1800-333 0333 Fax (65) 6734-6953 [www.prudential.com.sg](http://www.prudential.com.sg)

Part of Prudential plc (United Kingdom)