

PRULink Asian Multi-Asset Income Fund

September 2024

All data as at 31 Aug 2024 unless otherwise stated

Investment Objective

The **PRULink Asian Multi-Asset Income Fund** aims to generate regular income and long-term capital appreciation for investors by investing in equities, fixed income, cash and other permissible investments.

Fund Details

Launch Date	19 January 2021	Risk Classification of Investment-linked Insurance Products (ILP)	Higher Risk, Narrowly Focused
Initial Investment Charge	Up to 5% ^	Subscription Method	Cash, SRS
Continuing Investment Charge	1.3% p.a. †	Underlying Fund and Size	Fullerton Asia Income Return, SGD 487.0 M
Manager of the Fund	Fullerton Fund Management Company Ltd	Funds Under Management	SGD 18.4 M
		Financial Year End	31st December

Morningstar Sustainability Rating™#



PRULink Asian Multi-Asset Income Fund received a Morningstar Sustainability Rating of low.

Out of 988 Allocation Miscellaneous funds as of 31/05/2024. Based on 96.51% of AUM. Data is based on long positions only.

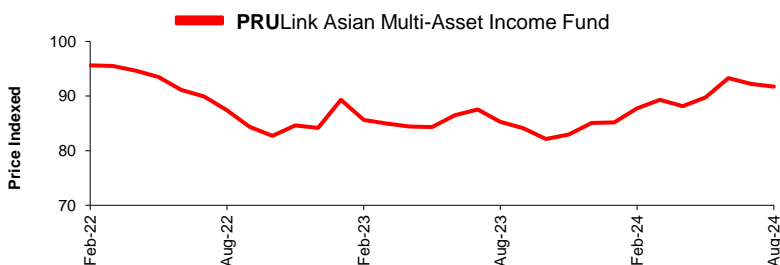
Morningstar Rating**

PRULink Asian Multi-Asset Income Fund received a Morningstar Rating™ of **★★★★** Overall rating out of 245 Asia Allocation as of 30/06/2024.

Performance

Performance ¹	1 month	6 months	1 year	3 years*	5 years*	Since Inception*
Offer-Bid	-5.5%	-0.7%	2.1%	-4.9%	NA	-4.7%
Bid-Bid	-0.5%	4.5%	7.5%	-3.3%	NA	-3.4%

Performance Chart



Top 10 holdings

Invesco QQQ Trust Series 1	5.0%
Financial Select Sector SPDR Fund	2.0%
SPDR Gold MiniShares Trust	2.0%
TSMC	1.9%
iShares MSCI India UCITS ETF	1.1%
SINGAPORE GOVERNMENT 2.75% Mar 2046	1.8%
FIRST ABU DHABI BANK PJS 5.804% Jan 2035	0.4%
SMIC SG HOLDINGS PTE LTD 5.375% Jul 2029	0.4%
OVERSEA-CHINESE BANKING 5.52% May 2034	0.4%
AAC TECHNOLOGIES HOLDING 3% Nov 2024	0.3%

Source: Fullerton Fund Management Company Ltd

Dividend History

Date	Share Class	
	Distribution	Decumulation
Mar 2023	1.25%	1.72%
Jun 2023	1.25%	1.72%
Sep 2023	1.25%	1.72%
Dec 2023	1.25%	1.72%
Mar 2024	1.25%	1.72%
Jun 2024	1.25%	1.72%
Distributing Frequency	Quarterly	

Source: Prudential Assurance Company Singapore (Pte) Limited

Inception date: 1 February 2021

*Annualised

¹Source: Citibank N.A Singapore; SGD; net income reinvested; Offer-bid includes 5% Initial Investment Charge; fund performance includes Continuing Investment Charge; benchmark performance does not include any fees or charges.

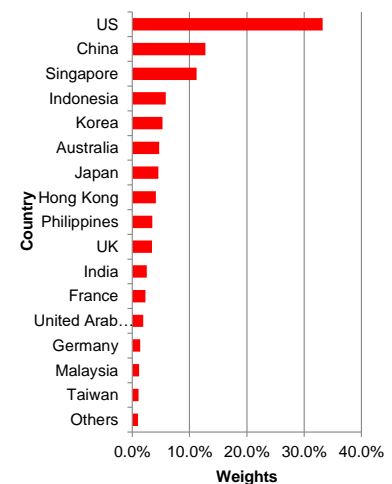
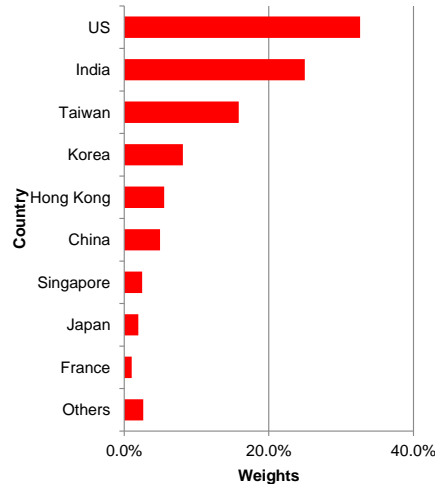
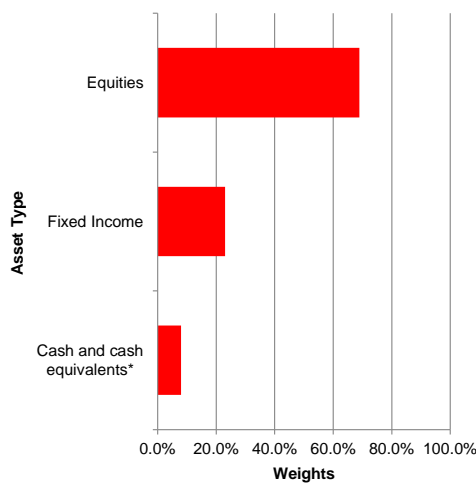
[^] Please refer to the relevant Product Summary for details of charges incurred on your plan as charges may vary from product to product and may be lower than 5%.

[†] We reserve the right to vary the Continuing Investment Charge and may increase it up to the maximum amount indicated in the respective PRULink fund's Fund Information Booklet, but will not do so before giving investors 6 months' written notice.

Asset Allocation²

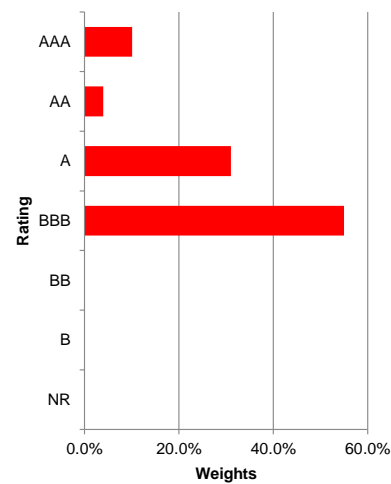
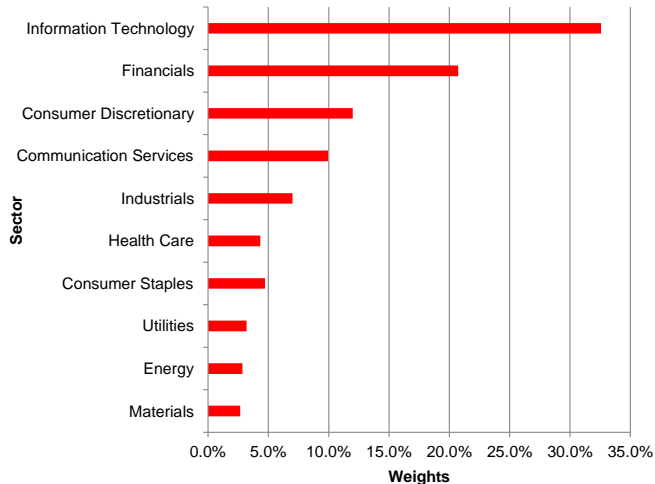
Geographical Breakdown (Equities)²

Geographical Breakdown(Fixed Income)²



Sector Breakdown (Equities)²

Rating Breakdown (Fixed Income)²



²Source: Fullerton Fund Management Company Ltd; Figures rounded to nearest full percentage point.

Important Information

Please note that the securities mentioned above are included for illustration purposes only. It should not be considered a recommendation to purchase or sell any particular security. There is no assurance that any securities discussed herein will remain in the portfolio of the Fund at the time you receive this material or that securities sold have not been repurchased. The securities discussed do not represent the Fund's entire portfolio and in the aggregate may represent only a small percentage of the Fund's portfolio holdings.

The Fund is an investment-linked policy fund issued by Prudential Assurance Company Singapore (Pte) Limited (Co. Reg. No. [199002477Z]). The manager of the Fund is Fullerton Fund Management Company Ltd (Co. Reg. No. [200312672W]). Prudential Assurance Company Singapore (Pte) Limited, 30 Cecil Street, #30-01 Prudential Tower, Singapore 049712 is the product provider. Investments are subject to investment risks including the possible loss of the principal amount invested. The prediction, projection or forecast on the economy, securities markets or the economic trends of the markets targeted by the fund are not necessarily indicative of the future or likely performance of the fund. The Fund returns are calculated based on net asset value pricing, in Singapore Dollars, bid to bid basis, on the assumption that all dividends and distributions are reinvested, taking account all charges which would have been payable upon such investment. Fees and charges payable through deduction of premium or cancellation of units are excluded from this calculation. The past performance of the Manager or Investment Manager and the Fund is not necessarily indicative of its future performance. The value of units in the Fund and the income accruing to the units, if any, may fall or rise. A Product Summary, Fund Information Booklet and Product Highlights Sheet relating to the Fund are available and may be obtained from your Prudential Financial Consultant. A potential investor should read the Product Summary, Fund Information Booklet and Product Highlights Sheet before deciding whether to subscribe for units in the Fund.

Distributions are at the discretion of the Manager and/or Prudential Singapore and there is no guarantee, assurance and/or certainty that any distribution will be made and if distributions are made, such distributions are not in any way a forecast, indication or projection of the future or likely performance / distribution of the Fund. The making of any distribution shall not be taken to imply that further distributions will be made. The Manager and or Prudential Singapore may also vary the frequency and/ or amount for distributions made.

#Sustainability Rating as of 31/05/2024. Corporate and Sovereign Sustainability Score and Investment Style as of 31/05/2024. Morningstar's Sustainability Score incorporates Sustainalytics' company and country-level analysis.

© 2024 Morningstar. All rights reserved. The information contained herein: (1) is proprietary to Morningstar and/or its content providers; (2) may not be copied or distributed; and (3) is not warranted to be accurate, complete, or timely. Neither Morningstar nor its content providers are responsible for any damages or losses arising from any use of this information. Past performance is no guarantee of future results. The ESG-related information, methodologies, tools, ratings, data and opinions contained or reflected herein are not directed to or intended for use or distribution to India-based clients or users and their distribution to Indian resident individuals or entities is not permitted.

Disclaimer of Liability Exhibit

This may contain information obtained from third parties, including ratings from credit ratings agencies such as Standard & Poor's. Reproduction and distribution of third party content in any form is prohibited except with the prior written permission of the related third party. Third party content providers do not guarantee the accuracy, completeness, timeliness or availability of any information, including ratings, and are not responsible for any errors or omissions (negligent or otherwise), regardless of the cause, or for the results obtained from the use of such content. THIRD PARTY CONTENT PROVIDERS GIVE NO EXPRESS OR IMPLIED WARRANTIES, INCLUDING, BUT NOT LIMITED TO, ANY WARRANTIES OF MERCHANTABILITY OR FITNESS FOR A PARTICULAR PURPOSE OR USE. THIRD PARTY CONTENT PROVIDERS SHALL NOT BE LIABLE FOR ANY DIRECT, INDIRECT, INCIDENTAL, EXEMPLARY, COMPENSATORY, PUNITIVE, SPECIAL OR CONSEQUENTIAL DAMAGES, COSTS, EXPENSES, LEGAL FEES, OR LOSSES (INCLUDING LOST INCOME OR PROFITS AND OPPORTUNITY COSTS) IN CONNECTION WITH ANY USE OF THEIR CONTENT, INCLUDING RATINGS. Credit ratings are statements of opinions and are not statements of fact or recommendations to purchase, hold or sell securities. They do not address the suitability of securities or the suitability of securities for investment purposes, and should not be relied on as investment advice.

**Morningstar rates funds from one to five stars based on how well they've performed (after adjusting for risk) in comparison to similar funds. Within each Morningstar Category, the top 10% of funds receive five stars, the next 22.5% four stars, the middle 35% three stars, the next 22.5% two stars, and the bottom 10% receive one star. Funds are rated for up to three time periods— three-, five-, and 10 years—and these ratings are combined to produce an overall rating. Funds with less than three years of history are not rated. Ratings are objective, based entirely on a mathematical evaluation of past performance. They're a useful tool for identifying funds worthy of further research, but shouldn't be considered buy or sell recommendations.

Prudential Assurance Company Singapore (Pte) Limited, Company Registration No. 199002477Z

30 Cecil Street, #30-01 Prudential Tower, Singapore 049712 Tel 1800-333 0333 Fax (65) 6734-6953 www.prudential.com.sg

Part of Prudential plc (United Kingdom)