

# PRUlink emerging market income bond fund

May 2020

All data as at 30 Apr 2020 unless otherwise stated

## Investment Objective

The investment objective of the **PRUlink emerging market income bond fund** is to provide an absolute return of capital growth and income primarily through investment in a portfolio of bonds and other fixed and floating rate securities issued by governments, government agencies, supra-national and corporate issuers in emerging markets.

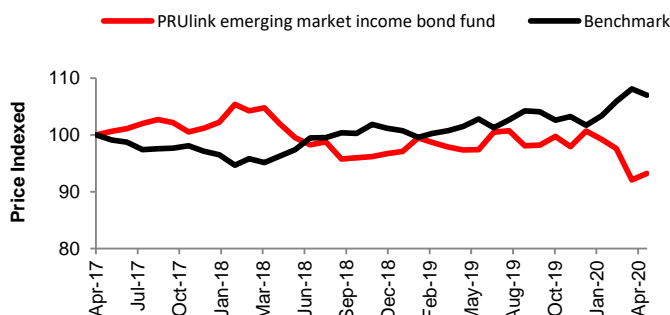
## Fund Details

Launch Date	2 July 2009	Risk Classification of Investment-linked Insurance Products (ILP)	Low to Medium Risk; Narrowly Focused
Initial Investment Charge	5% ^	Subscription Method	Cash, SRS
Continuing Investment Charge	1.5% p.a. <sup>†</sup>	Underlying Fund Size	Schroder International Selection Fund Emerging Markets Debt Absolute Return - USD 2,664.9 M
Manager of the Fund	Eastspring Investments (Singapore) Limited	Funds Under Management	SGD 18.3 M
Investment manager of the Underlying Fund	Schroder Investment Management Limited	Financial Year End	31 <sup>st</sup> December
Benchmark (reference)	3 month US\$ LIBOR		

## Performance

Performance <sup>1</sup>	1 month	6 months	1 year	3 years*	5 years*	Since Inception*
Offer-Bid	-3.8%	-11.2%	-9.0%	-4.0%	-1.3%	-0.2%
Bid-Bid	1.2%	-6.5%	-4.2%	-2.3%	-0.3%	0.3%
Benchmark <sup>2</sup>	-1.0%	4.3%	5.4%	2.3%	2.7%	0.6%

## Performance Chart



## Top 5 holdings

United States Treasury Bill 0% 03/09/2020	8.5%
United States Treasury Note/Bond 1.125% 28/02/2025	6.9%
United States Treasury Note/Bond 2% 15/02/2050	6.8%
United States Treasury Bill 0% 27/08/2020	5.5%
Republic of Poland Government Bond 2% 25/04/2021	4.3%

Source: Schroder Investment Management (Singapore) Limited

Inception date: 29 July 2009

\*Annualised.

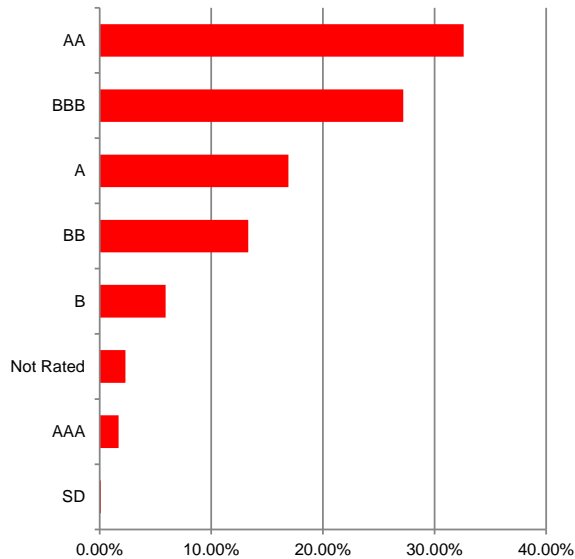
<sup>1</sup>Source: Standard Chartered Bank as calculated on StatPro; SGD; net income reinvested; Offer-bid includes 5% Initial Investment Charge; fund performance includes Continuing Investment Charge; benchmark performance does not include any fees or charges.

<sup>2</sup>Source for Benchmark : Schroder Investment Management Limited

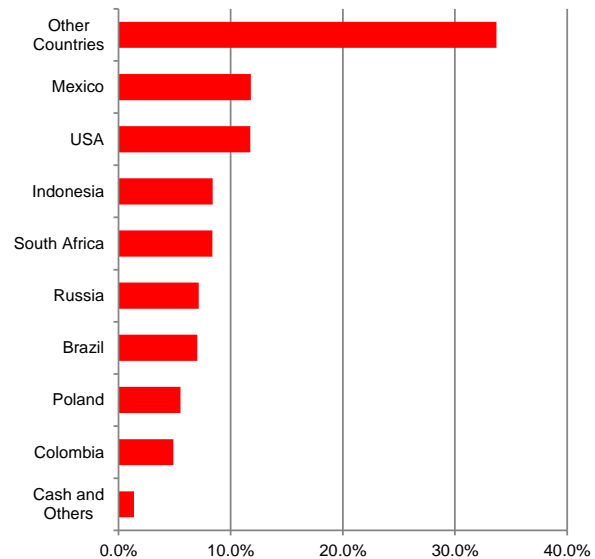
^ Please refer to the relevant Product Summary for details of charges incurred on your plan as charges may vary from product to product and may be lower than 5%.

<sup>†</sup> We reserve the right to vary the Continuing Investment Charge and may increase it up to 2% per annum, but will not do so before giving investors 6 months' written notice.

### Ratings Allocation of Underlying Fund<sup>3</sup>



### Country Allocation of Underlying Fund<sup>3</sup>



<sup>3</sup>Source: Schroder Investment Management Limited

### Important Information

Please note that the securities mentioned above are included for illustration purposes only. It should not be considered a recommendation to purchase or sell any particular security. There is no assurance that any securities discussed herein will remain in the portfolio of the Fund at the time you receive this material or that securities sold have not been repurchased. The securities discussed do not represent the fund's entire portfolio and in the aggregate may represent only a small percentage of the fund's portfolio holdings.

The Fund is an investment-linked policy fund issued by Prudential Assurance Company Singapore (Pte) Limited (Co. Reg. No. 199002477Z). The manager of the Fund is Eastspring Investments (Singapore) Limited (Co. Reg. No. 199407631H). Prudential Assurance Company Singapore (Pte) Limited, 30 Cecil Street, #30-01 Prudential Tower, Singapore 049712 is the product provider. Investments are subject to investment risks including the possible loss of the principal amount invested. The prediction, projection or forecast on the economy, securities markets or the economic trends of the markets targeted by the fund are not necessarily indicative of the future or likely performance of the fund. The fund returns are calculated on the assumption that all dividends and distributions are reinvested, taking into account all charges which would have been payable upon such reinvestment. Fees and charges payable through deduction of premium or cancellation of units are excluded from this calculation. The past performance of the Manager or Investment Manager and the Fund is not necessarily indicative of its future performance. The value of units in the Fund and the income accruing to the units, if any, may fall or rise. A Product Summary, Fund Information Booklet and Product Highlights Sheet relating to the Fund are available and may be obtained from your Prudential Financial Consultant. A potential investor should read the Product Summary, Fund Information Booklet and Product Highlights Sheet before deciding whether to subscribe for units in the Fund.