

Investment Objective

The **PRUlink global equity fund** aims to achieve income and long-term capital growth principally through investments in income producing equity securities globally. The Investment Manager of the Underlying Fund will target investments which it believes offer attractive dividend yields in addition to price appreciation. As the Underlying Fund may invest globally, it may be exposed to countries considered to be emerging markets.

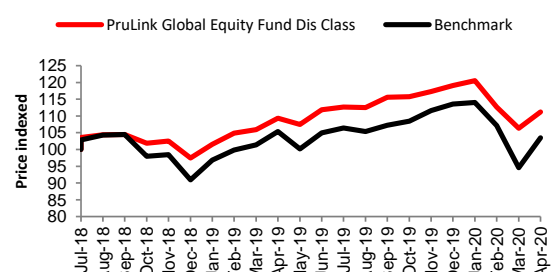
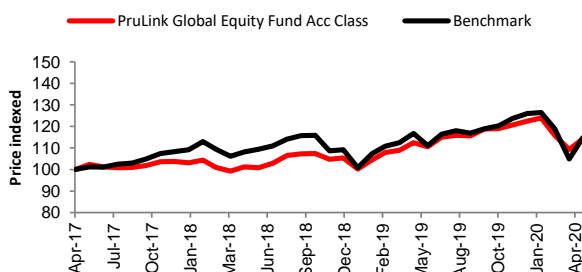
Fund Details

Launch Date	5 October 1998	CPFIS Risk Classification of Investment-linked Products (ILP)	Higher Risk; Broadly Diversified
Initial Investment Charge	5% ^	Subscription Method	Cash, CPFIS-OA, SRS
Continuing Investment Charge	1.3% p.a. [†]	Underlying Fund Size	Fidelity Funds - Global Dividend Fund ⁴ 7,610.0- USD M
Manager of the Fund	FIL Investment Management (Singapore) Limited	Funds Under Management	SGD 202.3 M
Investment Manager of the Underlying Fund	FIL Fund Management Limited	Financial Year End	31 st December
Benchmark	MSCI AC World Index (Net) ^{**#}		

Performance

Accumulation Class Performance ¹	1 month	6 months	1 year	3 years*	5 years*	Since Inception*
Offer-Bid	-0.6%	-8.7%	-3.4%	2.8%	2.4%	1.7%
Bid-Bid	4.6%	-3.9%	1.7%	4.6%	3.5%	1.9%
Benchmark ²	9.5%	-4.5%	-1.7%	4.7%	5.9%	3.6%
Distribution Class Performance ¹	1 month	6 months	1 year	3 years*	5 years*	Since Inception*
Offer-Bid	-0.6%	-8.7%	-3.4%	N/A	N/A	2.6%
Bid-Bid	4.6%	-3.9%	1.7%	N/A	N/A	5.5%
Benchmark ²	9.5%	-4.5%	-1.7%	N/A	N/A	1.9%

Performance Chart



Inception date: 1 February 1999 for Accumulation Class ; 2 July 2018 for Distribution Class

*Annualised.

¹Source: Standard Chartered Bank as calculated on StatPro; SGD; net income reinvested; Offer-bid includes 5% Initial Investment Charge; fund performance includes Continuing Investment Charge; benchmark performance does not include any fees or charges.

²Source for Benchmark : FIL Fund Management Limited

⁴ 20 February 2017, the Underlying Fund changed to the Fidelity Funds - Global Dividend Fund. Benchmark changed to MSCI AC World (Net) Index from MSCI World Index.

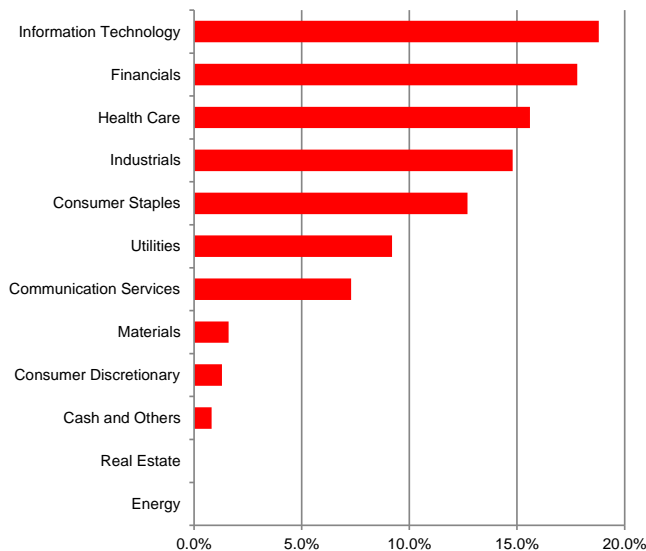
^ Please refer to the relevant Product Summary for details of charges incurred on your plan as charges may vary from product to product. and may be lower than 5%

† We reserve the right to vary the Continuing Investment Charge and may increase it up to 2% per annum, but will not do so before giving investors 6 months' written notice.

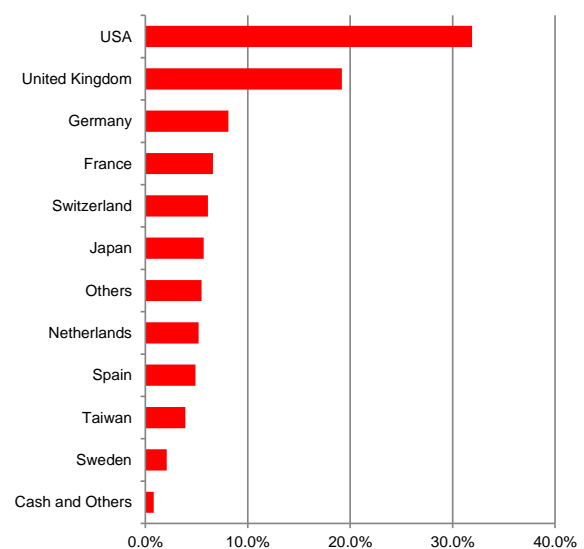
Top 10 holdings³

DEUTSCHE BOERSE AG	4.2%
CISCO SYSTEMS INC	4.2%
UNILEVER PLC	4.1%
ROCHE HOLDING LTD	4.0%
TAIWAN SEMICONDUCTR MFG CO LTD	3.9%
WOLTERS KLUWER NV	3.5%
PFIZER INC	3.3%
RELX PLC	3.2%
INTEL CORP	3.2%
SCHNEIDER ELEC SA	3.0%

Sector Allocation of Underlying Fund³



Country Allocation of Underlying Fund³



³Source: FIL Fund Management Limited

Important Information

Please note that the securities mentioned above are included for illustration purposes only. It should not be considered a recommendation to purchase or sell any particular security. There is no assurance that any securities discussed herein will remain in the portfolio of the Fund at the time you receive this material or that securities sold have not been repurchased. The securities discussed do not represent the fund's entire portfolio and in the aggregate may represent only a small percentage of the fund's portfolio holdings.

The Fund is an investment-linked policy fund issued by Prudential Assurance Company Singapore (Pte) Limited (Co. Reg. No. 199002477Z). The manager of the Fund is FIL Investment Management (Singapore) Limited [FIMSL] (Co. Reg. No.: 199006300E). Prudential Assurance Company Singapore (Pte) Limited, 30 Cecil Street, #30-01 Prudential Tower, Singapore 049712 is the product provider. Investments are subject to investment risks including the possible loss of the principal amount invested. The prediction, projection or forecast on the economy, securities markets or the economic trends of the markets targeted by the fund are not necessarily indicative of the future or likely performance of the fund. The Fund returns are calculated based on net asset value pricing, in Singapore Dollars, bid to bid basis, on the assumption that all dividends and distributions are reinvested, taking account all charges which would have been payable upon such investment. Fees and charges payable through deduction of premium or cancellation of units are excluded from this calculation. The past performance of the Manager or Investment Manager and the Fund is not necessarily indicative of its future performance. The value of units in the Fund and the income accruing to the units, if any, may fall or rise. A Product Summary, Fund Information Booklet and Product Highlights Sheet relating to the Fund are available and may be obtained from your Prudential Financial Consultant. A potential investor should read the Product Summary, Fund Information Booklet and Product Highlights Sheet before deciding whether to subscribe for units in the Fund.

****Copyright MSCI 2020. Unpublished. All Rights Reserved.** This information may only be used for your internal use, may not be reproduced or disseminated in any form and may not be used to create any financial instruments or products or any indices. This information is provided on an "as is" basis and the user of this information assumes the entire risk of any use it may make or permit to be made of this information. Neither MSCI, any of its affiliates or any other person involved in or related to compiling, computing or creating this information makes any express or implied warranties or representations with respect to such information or the results to be obtained by the use thereof, and MSCI, its affiliates and each such other person hereby expressly disclaim all warranties (including, without limitation, all warranties of originality, accuracy, completeness, timeliness, non-infringement, merchantability and fitness for a particular purpose) with respect to this information. Without limiting any of the foregoing, in no event shall MSCI, any of its affiliates or any other person involved in or related to compiling, computing or creating this information have any liability for any direct, indirect, special, incidental, punitive, consequential or any other damages (including, without limitation, lost profits) even if notified of, or if it might otherwise have anticipated, the possibility of such damages.