

PRUlink asian american managed fund

December 2019

All data as at 30 Nov 2019 unless otherwise stated

Investment Objective

The investment objective of the **PRUlink asian american managed fund** is to maximise total return in the medium to long term by investing in a portfolio comprising equities of companies in the Asian ex-Japan region, and quality corporate bonds and other fixed income securities issued in the United States market. The Manager intends to achieve this investment objective by investing the assets of the PRUlink asian american managed fund into the Eastspring Investments Unit Trusts - Asian Balanced Fund which shares the same investment objective.

Please note that with effect from 1 April 2013, PruLink Asian Reach Managed Fund has been renamed PruLink Asian American Managed Fund. The change of the name is to better reflect the investment objective and focus of the Fund.

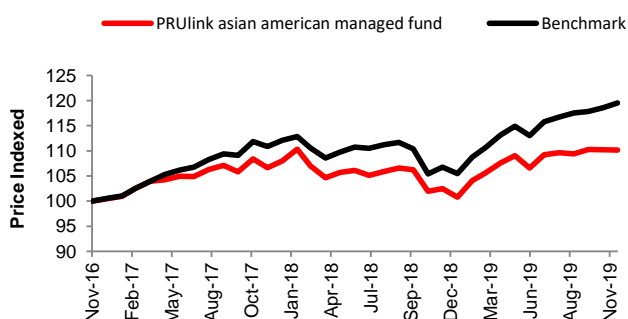
Fund Details

Launch Date	13 January 2003	CPFIS Risk Classification of Investment-linked Insurance Products (ILP)	Medium to High Risk; Narrowly Focused
Initial Investment Charge	5% ^	Subscription Method	Cash, CPFIS-OA & SA, SRS
Continuing Investment Charge	1.3% p.a. †	Underlying Fund Size	Eastspring Investments Unit Trusts - Asian Balanced Fund - SGD 900.8 M
Manager of the Fund	Eastspring Investments (Singapore) Ltd	Funds Under Management	SGD 862.3 M
Benchmark	Customised benchmark#**	Financial Year End	31st December

Performance

Performance ¹	1 month	6 months	1 year	3 years*	5 years*	Since Inception*
Offer-Bid	-5.1%	-1.8%	2.1%	1.5%	1.7%	4.7%
Bid-Bid	-0.1%	3.4%	7.5%	3.3%	2.7%	5.1%
Benchmark ²	0.8%	5.8%	12.0%	6.1%	5.6%	6.7%

Performance Chart



Top 10 holdings

TENCENT HOLDINGS LTD	3.8%
TAIWAN SEMICONDUCTOR MANUFACTURING CO LTD	3.1%
CHINA CONSTRUCTION BANK CORP H	2.0%
SAMSUNG ELECTRONICS LTD	2.0%
SAMSUNG ELECTRONICS NON VOTING PREF	1.6%
CHINA MOBILE LTD	1.3%
CHINA MERCHANTS BANK LTD H	1.3%
SINGAPORE TELECOMMUNICATIONS LTD	1.3%
WOODSIDE PETROLEUM LTD	1.3%
CK HUTCHISON HOLDINGS LTD	1.3%

Source: Eastspring investments Singapore Limited

Inception date: 24 Feb 2003

*Annualised.

¹ Source: Standard Chartered Bank as calculated on StatPro; SGD; net income reinvested; Offer-bid includes 5% Initial Investment Charge; fund performance includes Continuing Investment Charge; benchmark performance does not include any fees or charges.

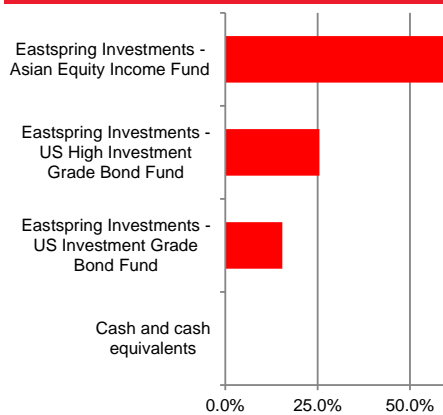
² Source for Benchmark : Eastspring Investments (Singapore) Limited

^ Please refer to the relevant Product Summary for details of charges incurred on your plan as charges may vary from product to product and may be lower than 5%.

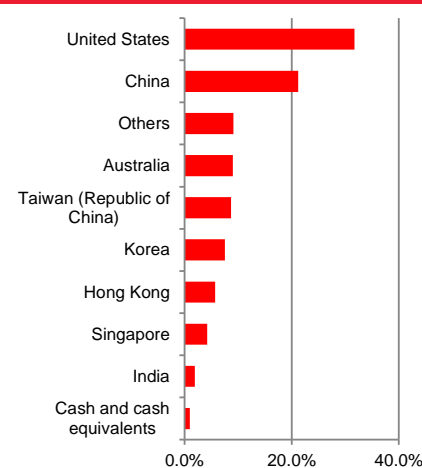
† We reserve the right to vary the Continuing Investment Charge and may increase it up to 2% per annum, but will not do so before giving investors 6 months' written notice.

#50% MSCI AC Asia Pacific ex Japan Index, 30% ICE BofAML U.S. Corporates. A2 Rated and above Index, 20% ICE BofAML U.S. Corporates, BBB3-A3 Rated Index.

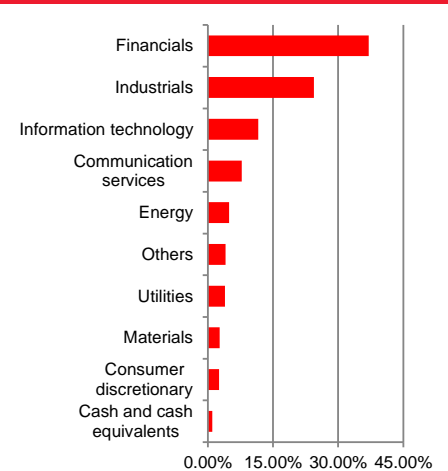
Asset Allocation³



Country³



Sector³



³Source: Eastspring Investments (Singapore) Limited

Important Information

The underlying fund(s) may use derivative instruments for efficient portfolio management and hedging purposes.

With effect from 1 April 2013, PruLink Asian Reach Managed Fund has been renamed PruLink Asian American Managed Fund. The change of name is to better reflect the investment objective and focus of the Fund's participation in Asian equity and US bond.

Please note that the securities mentioned above are included for illustration purposes only. It should not be considered a recommendation to purchase or sell any particular security. There is no assurance that any securities discussed herein will remain in the portfolio of the Fund at the time you receive this material or that securities sold have not been repurchased. The securities discussed do not represent the fund's entire portfolio and in the aggregate may represent only a small percentage of the fund's portfolio holdings.

The Fund is an investment-linked policy fund issued by Prudential Assurance Company Singapore (Pte) Limited (Co. Reg. No. 199002477Z). The manager of the Fund is Eastspring Investments (Singapore) Limited (Co. Reg. No. 199407631H). Prudential Assurance Company Singapore (Pte) Limited, 30 Cecil Street, #30-01 Prudential Tower, Singapore 049712 is the product provider. Investments are subject to investment risks including the possible loss of the principal amount invested. The prediction, projection or forecast on the economy, securities markets or the economic trends of the markets targeted by the fund are not necessarily indicative of the future or likely performance of the fund. The Fund returns are calculated based on net asset value pricing, in Singapore Dollars, bid to bid basis, on the assumption that all dividends and distributions are reinvested, taking account all charges which would have been payable upon such investment. Fees and charges payable through deduction of premium or cancellation of units are excluded from this calculation. The past performance of the Manager or Investment Manager and the Fund is not necessarily indicative of its future performance. The value of units in the Fund and the income accruing to the units, if any, may fall or rise. A Product Summary, Fund Information Booklet and Product Highlights Sheet relating to the Fund are available and may be obtained from your Prudential Financial Consultant. A potential investor should read the Product Summary, Fund Information Booklet and Product Highlights Sheet before deciding whether to subscribe for units in the Fund.

****Copyright MSCI 2018. Unpublished. All Rights Reserved.** This information may only be used for your internal use, may not be reproduced or disseminated in any form and may not be used to create any financial instruments or products or any indices. This information is provided on an "as is" basis and the user of this information assumes the entire risk of any use it may make or permit to be made of this information. Neither MSCI, any of its affiliates or any other person involved in or related to compiling, computing or creating this information makes any express or implied warranties or representations with respect to such information or the results to be obtained by the use thereof, and MSCI, its affiliates and each such other person hereby expressly disclaim all warranties (including, without limitation, all warranties of originality, accuracy, completeness, timeliness, non-infringement, merchantability and fitness for a particular purpose) with respect to this information. Without limiting any of the foregoing, in no event shall MSCI, any of its affiliates or any other person involved in or related to compiling, computing or creating this information have any liability for any direct, indirect, special, incidental, punitive, consequential or any other damages (including, without limitation, lost profits) even if notified of, or if it might otherwise have anticipated, the possibility of such damages.

ICE Data Indices, LLC and its affiliates ("ICE") indices and related information, the name "ICE BofAML", and related trademarks, are intellectual property licensed from ICE, and may not be copied, used, or distributed without ICE's prior written approval. The licensee's products have not been passed on as to their legality or suitability, and are not regulated, issued, endorsed, sold, or promoted by ICE. ICE make no warranties and bear no liability with respect to the indices, index data, any related data, its trademarks, or the product(s) (including without limitation, their quality, accuracy, suitability and/or completeness).