

PRUlink asian income fund

August 2020

All data as at 31 Jul 2020 unless otherwise stated

Investment Objective

The **PRUlink asian income fund** aims to maximize income by investing primarily in equity and equity-related securities of companies, which are incorporated, listed in or have their areas of primary activity, in the Asia Pacific ex-Japan region. The Fund may also invest in depository receipts including American Depositary Receipt ("ADRs") and Global Depositary Receipt ("GDRs"), debt securities convertible into common shares, preference shares and warrants.

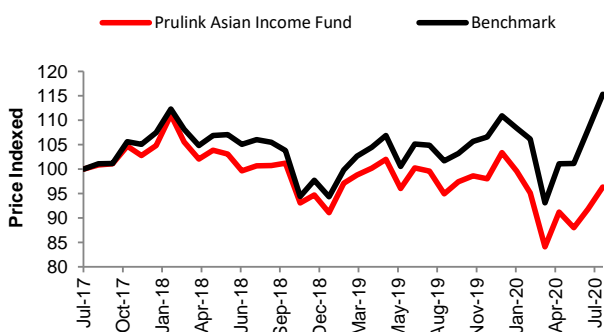
Fund Details

Launch Date	2 April 2009	Risk Classification of Investment-linked Insurance Products (ILP)	Higher Risk; Narrowly Focused
Initial Investment Charge	5% ^	Subscription Method	Cash, SRS
Continuing Investment Charge	1.5% p.a. †	Underlying Fund Size	Eastspring Investments - Asian Equity Income Fund - USD 551.5 M
Manager of the Fund	Eastspring Investments (Singapore) Ltd	Funds Under Management	SGD 112.1 M
Benchmark	MSCI AC Asia Pacific ex-Japan Index	Financial Year End	31st December

Performance

Performance ¹	1 month	6 months	1 year	3 years*	5 years*	Since Inception*
Offer-Bid	-0.3%	-8.1%	-8.1%	-3.6%	0.3%	4.8%
Bid-Bid	4.9%	-3.2%	-3.3%	-1.9%	1.4%	5.3%
Benchmark ²	6.8%	6.4%	9.9%	4.7%	7.2%	8.2%

Performance Chart



Top 10 holdings

TENCENT HOLDINGS LTD	7.7%
TAIWAN SEMICONDUCTOR MANUFACTURING CO LTD	7.1%
ALIBABA GROUP HOLDING LTD	6.9%
SAMSUNG ELECTRONICS CO LTD	4.1%
PING AN INSURANCE GROUP CO OF CHINA LTD	3.1%
CHINA CONSTRUCTION BANK CORP	2.5%
BHP GROUP LTD	2.2%
CHINA MERCHANTS BANK CO LTD	2.0%
SAMSUNG ELECTRONICS CO LTD	1.8%
WH GROUP LTD	1.7%

Source: Eastspring Investments (Singapore) Ltd

Inception date: 15 May 2009

*Annualised.

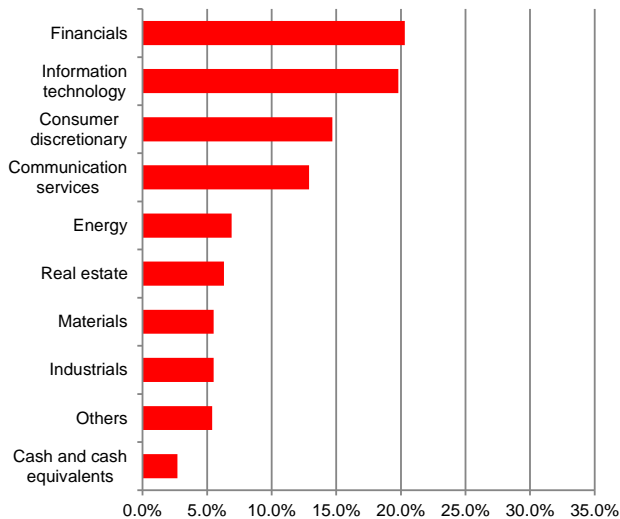
¹Source: Standard Chartered Bank as calculated on StatPro; SGD; net income reinvested; Offer-bid includes 5% Initial Investment Charge; fund performance includes Continuing Investment Charge; benchmark performance does not include any fees or charges.

²Source for Benchmark : Eastspring Investments (Singapore) Limited

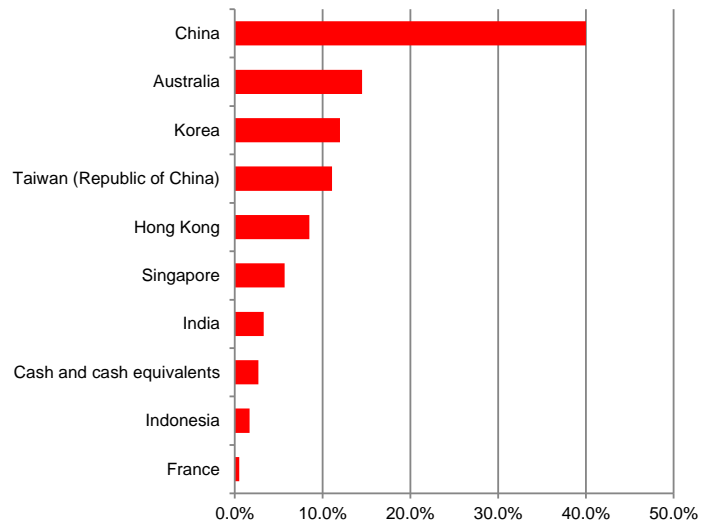
^ Please refer to the relevant Product Summary for details of charges incurred on your plan as charges may vary from product to product and may be lower than 5%

† We reserve the right to vary the Continuing Investment Charge and may increase it up to 2% per annum, but will not do so before giving investors 6 months' written notice.

Sector³



Country³



³Source: Prudential Assurance Company Singapore (Pte) Limited

Important Information

Please note that the securities mentioned above are included for illustration purposes only. It should not be considered a recommendation to purchase or sell any particular security. There is no assurance that any securities discussed herein will remain in the portfolio of the Fund at the time you receive this material or that securities sold have not been repurchased. The securities discussed do not represent the fund's entire portfolio and in the aggregate may represent only a small percentage of the fund's portfolio holdings.

The Fund is an investment-linked policy fund issued by Prudential Assurance Company Singapore (Pte) Limited (Co. Reg. No. 199002477Z). The manager of the Fund is Eastspring Investments (Singapore) Limited (Co. Reg. No. 199407631H). Prudential Assurance Company Singapore (Pte) Limited, 30 Cecil Street, #30-01 Prudential Tower, Singapore 049712 is the product provider. Investments are subject to investment risks including the possible loss of the principal amount invested. The prediction, projection or forecast on the economy, securities markets or the economic trends of the markets targeted by the fund are not necessarily indicative of the future or likely performance of the fund. The Fund returns are calculated based on net asset value pricing, in Singapore Dollars, bid to bid basis, on the assumption that all dividends and distributions are reinvested, taking account all charges which would have been payable upon such investment. Fees and charges payable through deduction of premium or cancellation of units are excluded from this calculation. The past performance of the Manager or Investment Manager and the Fund is not necessarily indicative of its future performance. The value of units in the Fund and the income accruing to the units, if any, may fall or rise. A Product Summary, Fund Information Booklet and Product Highlights Sheet relating to the Fund are available and may be obtained from your Prudential Financial Consultant. A potential investor should read the Product Summary, Fund Information Booklet and Product Highlights Sheet before deciding whether to subscribe for units in the Fund.

****Copyright MSCI 2020. Unpublished. All Rights Reserved.** This information may only be used for your internal use, may not be reproduced or disseminated in any form and may not be used to create any financial instruments or products or any indices. This information is provided on an "as is" basis and the user of this information assumes the entire risk of any use it may make or permit to be made of this information. Neither MSCI, any of its affiliates or any other person involved in or related to compiling, computing or creating this information makes any express or implied warranties or representations with respect to such information or the results to be obtained by the use thereof, and MSCI, its affiliates and each such other person hereby expressly disclaim all warranties (including, without limitation, all warranties of originality, accuracy, completeness, timeliness, non-infringement, merchantability and fitness for a particular purpose) with respect to this information. Without limiting any of the foregoing, in no event shall MSCI, any of its affiliates or any other person involved in or related to compiling, computing or creating this information have any liability for any direct, indirect, special, incidental, punitive, consequential or any other damages (including, without limitation, lost profits) even if notified of, or if it might otherwise have anticipated, the possibility of such damages.