

PRUlink global property securities fund

August 2020

All data as at 31 Jul 2020 unless otherwise stated

Investment Objective

The investment objective of **PRUlink global property securities fund** is to achieve long-term growth through capital appreciation of the underlying equity portfolio. It will achieve this objective by principally investing worldwide across regions, countries and sectors in shares of companies active in the real estate business (property companies).

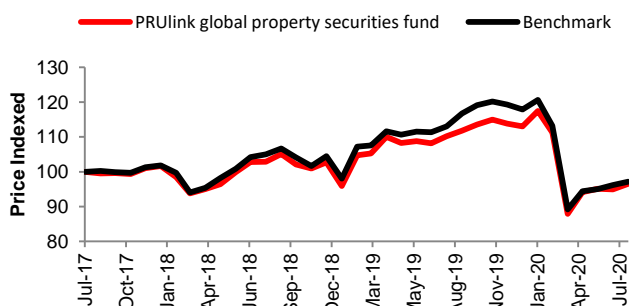
Fund Details

Launch Date	26 March 2007	Risk Classification of Investment-linked Insurance Products (ILP)	Higher Risk; Narrowly Focused
Initial Investment Charge	5% ^	Subscription Method	Cash, SRS
Continuing Investment Charge	1.5% p.a. †	Underlying Fund Size	LaSalle Property Securities SICAV - FIS Global Property Securities Sub-Fund I Eur 31.8 M
Manager of the Fund	Eastspring Investments (Singapore) Limited	Funds Under Management	SGD 51.8 M
Investment manager of the Underlying Fund	LaSalle Investment Management Securities, LLC	Financial Year End	31 st December
Benchmark	FTSE EPRA/NAREIT Developed Index**		

Performance

Performance ¹	1 month	6 months	1 year	3 years*	5 years*	Since Inception*
Offer-Bid	-3.4%	-21.9%	-16.8%	-2.8%	-1.7%	-2.4%
Bid-Bid	1.7%	-17.8%	-12.4%	-1.2%	-0.7%	-2.0%
Benchmark ²	1.0%	-19.4%	-14.1%	-1.0%	1.2%	0.8%

Performance Chart



Top 10 holdings

Vonovia SE	6.2%
AvalonBay Communities Inc	5.4%
Invitation Homes Inc	4.8%
Duke Realty Corp	4.5%
Welltower Inc	4.4%
Public Storage	3.9%
First Industrial Realty Trust Inc	3.2%
First Capital REIT	3.1%
VEREIT Inc	3.1%
Retail Properties Of America	3.0%

Source: LaSalle Investment Management Securities LLC

Inception date: 7 May 2007

*Annualised.

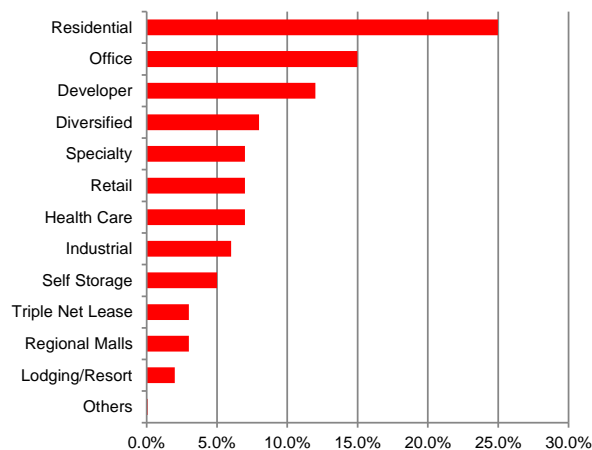
¹Source: Standard Chartered Bank as calculated on StatPro; SGD; net income reinvested; Offer-bid includes 5% Initial Investment

²Source for Benchmark : LaSalle Investment Management Securities, LLC

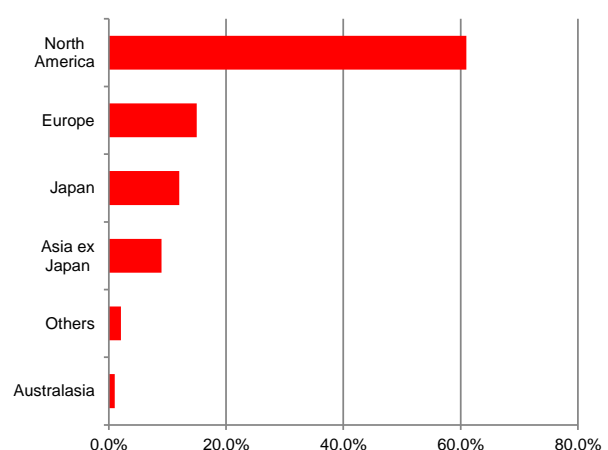
^ Please refer to the relevant Product Summary for details of charges incurred on your plan as charges may vary from product to product and may be lower than 5%.

† We reserve the right to vary the Continuing Investment Charge and may increase it up to 2% per annum, but will not do so before giving investors 6 months' written notice.

Sector Allocation³



Country Allocation³



³Figures rounded to nearest full percentage point

³Source: LaSalle Investment Management Securities, LLC

Important Information

Please note that the securities mentioned above are included for illustration purposes only. It should not be considered a recommendation to purchase or sell any particular security. There is no assurance that any securities discussed herein will remain in the portfolio of the Fund at the time you receive this material or that securities sold have not been repurchased. The securities discussed do not represent the fund's entire portfolio and in the aggregate may represent only a small percentage of the fund's portfolio holdings.

The Fund is an investment-linked policy fund issued by Prudential Assurance Company Singapore (Pte) Limited (Co. Reg. No. 199002477Z). The manager of the Fund is Eastspring Investments (Singapore) Limited (Co. Reg. No. 199407631H). Prudential Assurance Company Singapore (Pte) Limited, 30 Cecil Street, #30-01 Prudential Tower, Singapore 049712 is the product provider. Investments are subject to investment risks including the possible loss of the principal amount invested. The prediction, projection or forecast on the economy, securities markets or the economic trends of the markets targeted by the fund are not necessarily indicative of the future or likely performance of the fund. The Fund returns are calculated based on net asset value pricing, in Singapore Dollars, bid to bid basis, on the assumption that all dividends and distributions are reinvested, taking account all charges which would have been payable upon such investment. Fees and charges payable through deduction of premium or cancellation of units are excluded from this calculation. The past performance of the Manager or Investment Manager and the Fund is not necessarily indicative of its future performance. The value of units in the Fund and the income accruing to the units, if any, may fall or rise. A Product Summary, Fund Information Booklet and Product Highlights Sheet relating to the Fund are available and may be obtained from your Prudential Financial Consultant. A potential investor should read the Product Summary, Fund Information Booklet and Product Highlights Sheet before deciding whether to subscribe for units in the Fund.

****FTSE International Limited ("FTSE") © FTSE 2020. "FTSE®" is a trade mark of the London Stock Exchange Group companies and is used by FTSE International Limited under licence. ["NAREIT®" is a trade mark of the National Association of Real Estate Investment Trusts and is used by FTSE under licence.] [The FTSE ASEAN [Name] is calculated by FTSE in conjunction with Indonesia Stock Exchange, Bursa Malaysia Berhad, The Philippine Stock Exchange Inc., Singapore Exchange Securities Trading Limited and the Stock Exchange of Thailand.] All rights in the FTSE indices and / or FTSE ratings vest in FTSE and/or its licensors. Neither FTSE nor its licensors accept any liability for any errors or omissions in the FTSE indices and / or FTSE ratings or underlying data. No further distribution of FTSE Data is permitted without FTSE's express written consent.**