

PRUlink singapore dynamic bond fund

January 2020

All data as at 31 Dec 2019 unless otherwise stated

Investment Objective

The **PRUlink singapore dynamic bond fund** aims to maximise total returns over time by investing primarily in Singapore dollar denominated debt securities and foreign currency debt securities which will be hedged back into Singapore dollars.

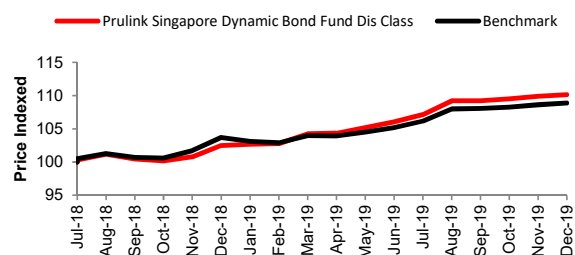
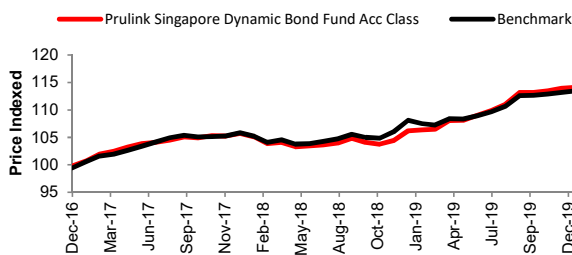
Fund Details

Launch Date	14 March 2011	CPFIS Risk Classification of Investment-linked Insurance Products (ILP)	Low to Medium Risk; Narrowly Focused
Initial Investment Charge	5% ^	Subscription Method	Cash, CPFIS-OA & SA, SRS
Continuing Investment Charge	0.5% p.a. [†]	Underlying Fund Size	Eastspring Investments Unit Trusts - Singapore Select Bond Fund - SGD 1146.9 M
Manager of the Fund, Investment Manager of the Underlying Fund	Eastspring Investments (Singapore) Ltd	Funds Under Management	SGD 822.1 M
Benchmark	Markit iBoxx ALBI Singapore Index	Financial Year End	31st December

Performance

Accumulation Class Performance ¹	1 month	6 months	1 year	3 years*	5 years*	Since Inception*
Offer-Bid	-4.8%	-1.3%	2.1%	2.8%	3.0%	3.5%
Bid-Bid	0.2%	3.9%	7.5%	4.6%	4.0%	4.1%
Benchmark ²	0.2%	3.5%	5.0%	3.9%	3.2%	3.0%
Distribution Class Performance ¹	1 month	6 months	1 year	3 years*	5 years*	Since Inception*
Offer-Bid	-4.8%	-1.3%	2.1%	N/A	N/A	2.9%
Bid-Bid	0.2%	3.9%	7.5%	N/A	N/A	6.5%
Benchmark ²	0.2%	3.5%	5.0%	N/A	N/A	5.7%

Performance Chart



Inception date: 8 Apr 2011 for Accumulation Class ; 2 Jul 2018 for Distribution Class

*Annualised.

¹Source: Standard Chartered Bank as calculated on StatPro; SGD; net income reinvested; Offer-bid includes 5% Initial Investment Charge; fund performance includes Continuing Investment Charge; benchmark performance does not include any fees or charges.

²Source for Benchmark : Eastspring Investments (Singapore) Limited

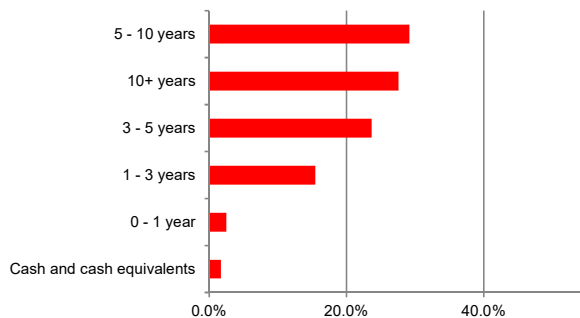
^ Please refer to the relevant Product Summary for details of charges incurred on your plan as charges may vary from product to product and may be lower than 5%

[†] We reserve the right to vary the Continuing Investment Charge and may increase it up to 2% per annum, but will not do so before giving investors 6 months' written notice.

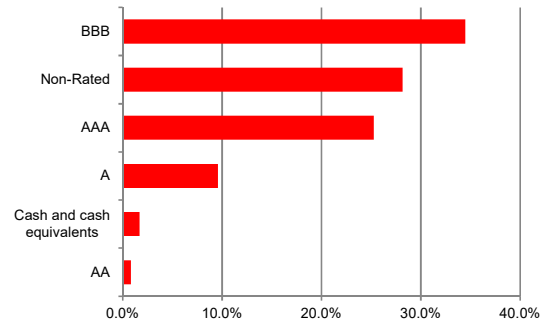
Top 10 holdings³

SINGAPORE (REPUBLIC OF) 3.375% 09/01/2033	5.7%
SINGAPORE (REPUBLIC OF) 2.75% 03/01/2046	5.4%
SINGAPORE (REPUBLIC OF) 2.25% 08/01/2036	2.9%
SINGAPORE (REPUBLIC OF) 2.75% 04/01/2042	2.4%
SINGAPORE (REPUBLIC OF) 2.875% 09/01/2030	2.3%
SINGAPORE TECHNOLOGIES TELEMEDIA PTE LTD 4.05% 12/02/2025	1.8%
SINGAPORE (REPUBLIC OF) 2.875% 07/01/2029	1.7%
SINGAPORE (REPUBLIC OF) 2.625% 05/01/2028	1.7%
RESORTS WORLD LAS VEGAS LLC/RWLV CAPITAL INC 4.625% 04/16/2029	1.6%
CREDIT AGRICOLE SA 3.8% 04/30/2031	1.5%

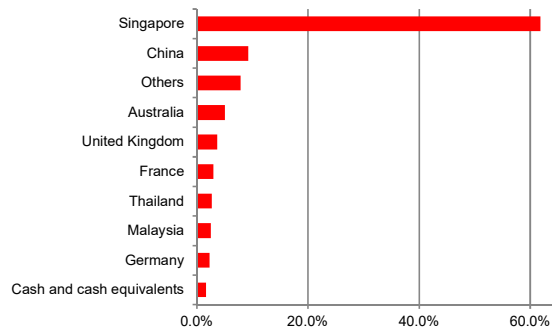
Maturity³



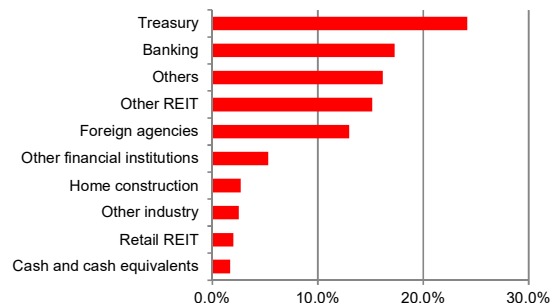
Rating³



Country³



Sector³



³Source: Eastspring Investments (Singapore) Limited

Important Information

The underlying fund(s) may use derivative instruments for efficient portfolio management and hedging purposes.

Please note that the securities mentioned above are included for illustration purposes only. It should not be considered a recommendation to purchase or sell any particular security. There is no assurance that any securities discussed herein will remain in the portfolio of the Fund at the time you receive this material or that securities sold have not been repurchased. The securities discussed do not represent the fund's entire portfolio and in the aggregate may represent only a small percentage of the fund's portfolio holdings.

The Fund is an investment-linked policy fund issued by Prudential Assurance Company Singapore (Pte) Limited (Co. Reg. No. 199002477Z). The manager of the Fund is Eastspring Investments (Singapore) Limited (Co. Reg. No. 199407631H). Prudential Assurance Company Singapore (Pte) Limited, 30 Cecil Street, #30-01 Prudential Tower, Singapore 049712 is the product provider. Investments are subject to investment risks including the possible loss of the principal amount invested. The prediction, projection or forecast on the economy, securities markets or the economic trends of the markets targeted by the fund are not necessarily indicative of the future or likely performance of the fund. The Fund returns are calculated based on net asset value pricing, in Singapore Dollars, bid to bid basis, on the assumption that all dividends and distributions are reinvested, taking account all charges which would have been payable upon such investment. Fees and charges payable through deduction of premium or cancellation of units are excluded from this calculation. The past performance of the Manager or Investment Manager and the Fund is not necessarily indicative of its future performance. The value of units in the Fund and the income accruing to the units, if any, may fall or rise. A Product Summary, Fund Information Booklet and Product Highlights Sheet relating to the Fund are available and may be obtained from your Prudential Financial Consultant. A potential investor should read the Product Summary, Fund Information Booklet and Product Highlights Sheet before deciding whether to subscribe for units in the Fund.