

**Investment Objective**

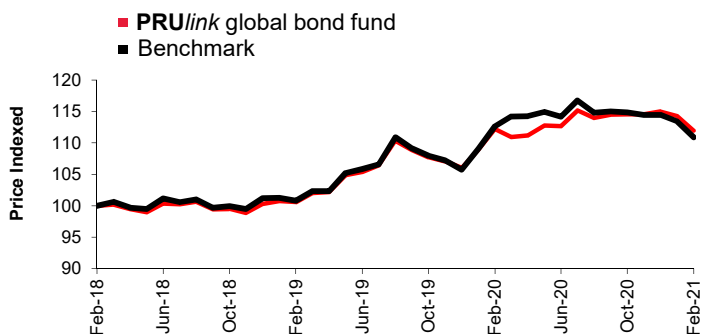
The **PRUlink global bond fund** aims to maximize total return through investment in a diversified portfolio of debt securities denominated in any currency. While the manager has power to hedge currency risk, the fund will seek to invest primarily in securities so as to give exposure to major developed market currencies.

**Fund Details**

Launch Date	5 October 1998	CPFIS Risk Classification of Investment-linked Insurance Products (ILP)	Low to Medium Risk; Broadly Diversified
Initial Investment Charge	5% ^	Subscription Method	Cash, CPFIS-OA & SA, SRS
Continuing Investment Charge	0.75% p.a.†	Funds Under Management	SGD 190.9 M
Manager of the Fund	Eastspring Investments (Singapore) Ltd	Financial Year End	31st December
Benchmark	FTSE World Government Bond Index All Maturities		

**Performance**

Performance <sup>1</sup>	1 month	6 months	1 year	3 years*	5 years*	Since Inception*
Offer-Bid	-6.9%	-6.7%	-5.2%	2.1%	1.4%	2.5%
Bid-Bid	-2.0%	-1.8%	-0.2%	3.8%	2.4%	2.8%
Benchmark <sup>2</sup>	-2.2%	-3.4%	-1.5%	3.5%	2.0%	2.8%

**Performance Chart**

**Top 10 holdings**

FRANCE OAT 1.5 05/25/50	2.9%
SPANISH GOV'T SPGB 0.25 07/30/24	1.6%
DEUTSCHLAND REP DBR 4.75 07/04/40	1.6%
SP GR TREASURY SPSP 3.375 02/27/29	1.5%
DEUTSCHLAND REP DBR 4.25 04/07/39	1.5%
NTUC INCOME 3.1 07/20/50	1.4%
RABOBANK RABOBK 1.429 12/19/24	1.3%
BANK OF AMER CRP BAC 0.39 05/19/21	1.3%
BUONI POLIENALI DEL TES TRSY 5.75 02/01/33	1.3%
MALAYAN BANKING 0.34 05/21/24	1.3%

Source: Prudential Assurance Company Singapore (Pte) Limited

Inception date: 1 February 1999

\*Annualised.

<sup>1</sup>Source: Citibank N.A Singapore; SGD; net income reinvested; Offer-bid includes 5% Initial Investment Charge; fund performance includes Continuing Investment Charge; benchmark performance does not include any fees or charges.

<sup>2</sup>Source for Benchmark: Eastspring Investments (Singapore) Limited

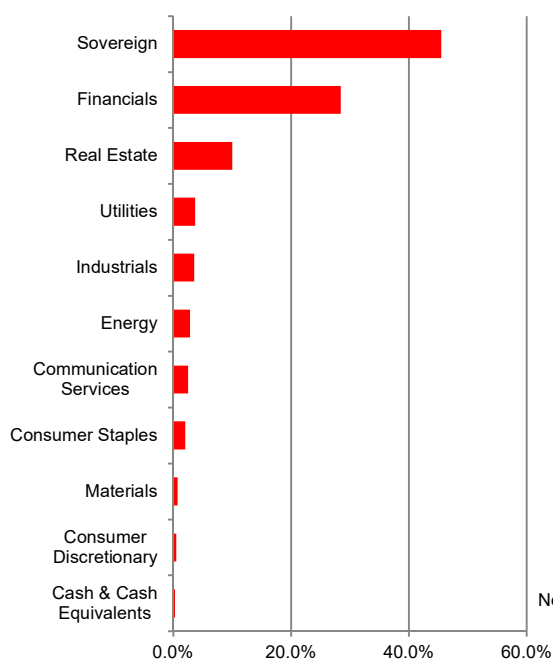
^ Please refer to the relevant Product Summary for details of charges incurred on your plan as charges may vary from product to product and may be lower than 5%.

† We reserve the right to vary the Continuing Investment Charge and may increase it up to 2% per annum, but will not do so before giving investors 6 months' written notice.


### Country Allocation<sup>3</sup>



### Sector Allocation<sup>3</sup>



### Credit Rating Breakdown<sup>4</sup>



<sup>3</sup>Source: Prudential Assurance Company Singapore (Pte) Limited

<sup>4</sup>Figures rounded to nearest full percentage point. Credit ratings by S&P/Moody's.

### Important Information

Please note that the securities mentioned above are included for illustration purposes only. It should not be considered a recommendation to purchase or sell any particular security. There is no assurance that any securities discussed herein will remain in the portfolio of the Fund at the time you receive this material or that securities sold have not been repurchased. The securities discussed do not represent the fund's entire portfolio and in the aggregate may represent only a small percentage of the fund's portfolio holdings.

The Fund is an investment-linked policy fund issued by Prudential Assurance Company Singapore (Pte) Limited (Co. Reg. No. [199002477Z]). The manager of the Fund is Eastspring Investments (Singapore) Limited (Co. Reg. No. [199407631H]). Prudential Assurance Company Singapore (Pte) Limited, 30 Cecil Street, #30-01 Prudential Tower, Singapore 049712 is the product provider. Investments are subject to investment risks including the possible loss of the principal amount invested. The prediction, projection or forecast on the economy, securities markets or the economic trends of the markets targeted by the fund are not necessarily indicative of the future or likely performance of the fund. The Fund returns are calculated based on net asset value pricing, in Singapore Dollars, bid to bid basis, on the assumption that all dividends and distributions are reinvested, taking account all charges which would have been payable upon such investment. Fees and charges payable through deduction of premium or cancellation of units are excluded from this calculation. The past performance of the Manager or Investment Manager and the Fund is not necessarily indicative of its future performance. The value of units in the Fund and the income accruing to the units, if any, may fall or rise. A Product Summary, Fund Information Booklet and Product Highlights Sheet relating to the Fund are available and may be obtained from your Prudential Financial Consultant. A potential investor should read the Product Summary, Fund Information Booklet and Product Highlights Sheet before deciding whether to subscribe for units in the Fund.

### S&P Disclaimer of Liability Exhibit

This may contain information obtained from third parties, including ratings from credit ratings agencies such as Standard & Poor's. Reproduction and distribution of third party content in any form is prohibited except with the prior written permission of the related third party. Third party content providers do not guarantee the accuracy, completeness, timeliness or availability of any information, including ratings, and are not responsible for any errors or omissions (negligent or otherwise), regardless of the cause, or for the results obtained from the use of such content. THIRD PARTY CONTENT PROVIDERS GIVE NO EXPRESS OR IMPLIED WARRANTIES, INCLUDING, BUT NOT LIMITED TO, ANY WARRANTIES OF MERCHANTABILITY OR FITNESS FOR A PARTICULAR PURPOSE OR USE. THIRD PARTY CONTENT PROVIDERS SHALL NOT BE LIABLE FOR ANY DIRECT, INDIRECT, INCIDENTAL, EXEMPLARY, COMPENSATORY, PUNITIVE, SPECIAL OR CONSEQUENTIAL DAMAGES, COSTS, EXPENSES, LEGAL FEES, OR LOSSES (INCLUDING LOST INCOME OR PROFITS AND OPPORTUNITY COSTS) IN CONNECTION WITH ANY USE OF THEIR CONTENT, INCLUDING RATINGS. Credit ratings are statements of opinions and are not statements of fact or recommendations to purchase, hold or sell securities. They do not address the suitability of securities or the suitability of securities for investment purposes, and should not be relied on as investment advice.