

## PRUlink asian american managed fund

April 2020

All data as at 31 Mar 2020 unless otherwise stated

### Investment Objective

The investment objective of the **PRUlink asian american managed fund** is to maximise total return in the medium to long term by investing in a portfolio comprising equities of companies in the Asian ex-Japan region, and quality corporate bonds and other fixed income securities issued in the United States market. The Manager intends to achieve this investment objective by investing the assets of the PRUlink asian american managed fund into the Eastspring Investments Unit Trusts - Asian Balanced Fund which shares the same investment objective.

Please note that with effect from 1 April 2013, PruLink Asian Reach Managed Fund has been renamed PruLink Asian American Managed Fund. The change of the name is to better reflect the investment objective and focus of the Fund.

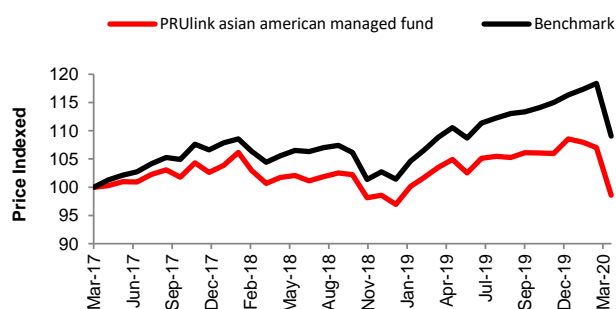
### Fund Details

Launch Date	13 January 2003	CPFIS Risk Classification of Investment-linked Insurance Products (ILP)	Medium to High Risk; Narrowly Focused
Initial Investment Charge	5% ^	Subscription Method	Cash, CPFIS-OA & SA, SRS
Continuing Investment Charge	1.3% p.a. †	Underlying Fund Size	Eastspring Investments Unit Trusts - Asian Balanced Fund - SGD 815.4 M
Manager of the Fund	Eastspring Investments (Singapore) Ltd	Funds Under Management	SGD 779.2 M
Benchmark	Customised benchmark#**	Financial Year End	31st December

### Performance

Performance <sup>1</sup>	1 month	6 months	1 year	3 years*	5 years*	Since Inception*
Offer-Bid	-12.5%	-11.7%	-9.5%	-2.2%	-1.1%	4.2%
Bid-Bid	-7.9%	-7.1%	-4.7%	-0.5%	-0.1%	4.5%
Benchmark <sup>2</sup>	-7.9%	-3.8%	0.2%	2.9%	2.9%	6.2%

### Performance Chart



### Top 10 holdings

TENCENT HOLDINGS LTD	4.1%
TAIWAN SEMICONDUCTOR MANUFACTURING CO LTD	2.8%
SAMSUNG ELECTRONICS LTD	2.0%
CHINA CONSTRUCTION BANK CORP H	2.0%
CHINA MERCHANTS BANK LTD H	1.4%
BNYMELLON USD LIQUIDITY FUND	1.3%
BHP GROUP LTD	1.2%
ALIBABA GROUP HOLDING LTD	1.1%
CHINA MOBILE LTD	1.1%
CHINA PETROLEUM AND CHEMICAL CORP	1.1%

Source: Eastspring investments Singapore Limited

Inception date: 24 Feb 2003

\*Annualised.

<sup>1</sup>Source: Standard Chartered Bank as calculated on StatPro; SGD; net income reinvested; Offer-bid includes 5% Initial Investment Charge; fund performance includes Continuing Investment Charge; benchmark performance does not include any fees or charges.

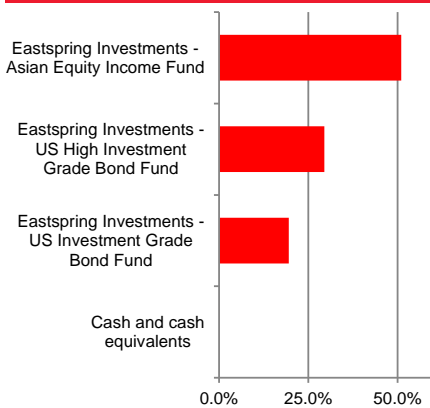
<sup>2</sup>Source for Benchmark : Eastspring Investments (Singapore) Limited

^ Please refer to the relevant Product Summary for details of charges incurred on your plan as charges may vary from product to product and may be lower than 5%.

† We reserve the right to vary the Continuing Investment Charge and may increase it up to 2% per annum, but will not do so before giving investors 6 months' written notice.

#50% MSCI AC Asia Pacific ex Japan Index, 30% ICE BofAML U.S. Corporates. A2 Rated and above Index, 20% ICE BofAML U.S. Corporates, BBB3-A3 Rated Index.

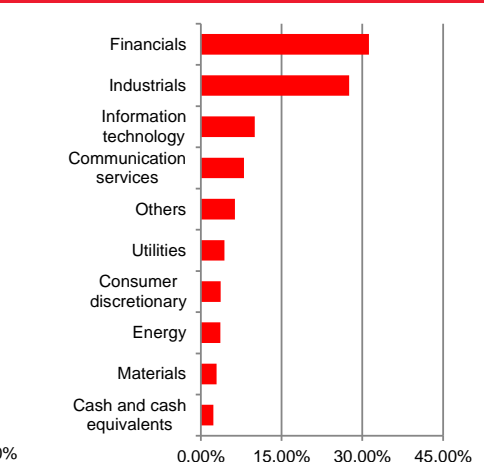
### Asset Allocation<sup>3</sup>



### Country<sup>3</sup>



### Sector<sup>3</sup>



<sup>3</sup>Source: Eastspring Investments (Singapore) Limited

### Important Information

#### The underlying fund(s) may use derivative instruments for efficient portfolio management and hedging purposes.

With effect from 1 April 2013, PruLink Asian Reach Managed Fund has been renamed PruLink Asian American Managed Fund. The change of name is to better reflect the investment objective and focus of the Fund's participation in Asian equity and US bond.

Please note that the securities mentioned above are included for illustration purposes only. It should not be considered a recommendation to purchase or sell any particular security. There is no assurance that any securities discussed herein will remain in the portfolio of the Fund at the time you receive this material or that securities sold have not been repurchased. The securities discussed do not represent the fund's entire portfolio and in the aggregate may represent only a small percentage of the fund's portfolio holdings.

The Fund is an investment-linked policy fund issued by Prudential Assurance Company Singapore (Pte) Limited (Co. Reg. No. 199002477Z). The manager of the Fund is Eastspring Investments (Singapore) Limited (Co. Reg. No. 199407631H). Prudential Assurance Company Singapore (Pte) Limited, 30 Cecil Street, #30-01 Prudential Tower, Singapore 049712 is the product provider. Investments are subject to investment risks including the possible loss of the principal amount invested. The prediction, projection or forecast on the economy, securities markets or the economic trends of the markets targeted by the fund are not necessarily indicative of the future or likely performance of the fund. The Fund returns are calculated based on net asset value pricing, in Singapore Dollars, bid to bid basis, on the assumption that all dividends and distributions are reinvested, taking account all charges which would have been payable upon such investment. Fees and charges payable through deduction of premium or cancellation of units are excluded from this calculation. The past performance of the Manager or Investment Manager and the Fund is not necessarily indicative of its future performance. The value of units in the Fund and the income accruing to the units, if any, may fall or rise. A Product Summary, Fund Information Booklet and Product Highlights Sheet relating to the Fund are available and may be obtained from your Prudential Financial Consultant. A potential investor should read the Product Summary, Fund Information Booklet and Product Highlights Sheet before deciding whether to subscribe for units in the Fund.

**\*\*Copyright MSCI 2020. Unpublished. All Rights Reserved.** This information may only be used for your internal use, may not be reproduced or disseminated in any form and may not be used to create any financial instruments or products or any indices. This information is provided on an "as is" basis and the user of this information assumes the entire risk of any use it may make or permit to be made of this information. Neither MSCI, any of its affiliates or any other person involved in or related to compiling, computing or creating this information makes any express or implied warranties or representations with respect to such information or the results to be obtained by the use thereof, and MSCI, its affiliates and each such other person hereby expressly disclaim all warranties (including, without limitation, all warranties of originality, accuracy, completeness, timeliness, non-infringement, merchantability and fitness for a particular purpose) with respect to this information. Without limiting any of the foregoing, in no event shall MSCI, any of its affiliates or any other person involved in or related to compiling, computing or creating this information have any liability for any direct, indirect, special, incidental, punitive, consequential or any other damages (including, without limitation, lost profits) even if notified of, or if it might otherwise have anticipated, the possibility of such damages.

Source: ICE Data Indices, LLC, is used with permission. ICE® is a registered trademark of ICE Data Indices, LLC or its affiliates and BofA® is a registered trademark of Bank of America Corporation licensed by Bank of America Corporation and its affiliates ("BofA"), and may not be used without BofA's prior written approval. The ICE BofA trademarks have been licensed, along with the ICE BofA Index ("Index") for use by licensee in connection with the fund (the "Product"). ICE data, its affiliates and their respective third party suppliers disclaim any and all warranties and representations, express and/or implied, including any warranties of merchantability or fitness for a particular purpose or use, including with regard to the indices, index data and any data included in, related to, or derived therefrom. Neither ICE data, nor its affiliates or their respective third party providers shall be subject to any damages or liability with respect to the adequacy, accuracy, timeliness or completeness of the indices or the index data or any component thereof. the indices and index data and all components thereof are provided on an "as is" basis and your use is at your own risk. ICE data, its affiliates and their respective third party suppliers do not sponsor, endorse, or recommend licensee, or any of its products or services.