

# PRUlink singapore ASEAN managed fund

April 2020

All data as at 31 Mar 2020 unless otherwise stated

## Investment Objective

The fund aims to maximise total return in the medium to long term by investing primarily in equities and equity-related securities of companies which are incorporated, quoted or listed in, or have their area of primary activity in Singapore and other ASEAN markets, and in Singapore dollar denominated debt securities and foreign currency debt securities.

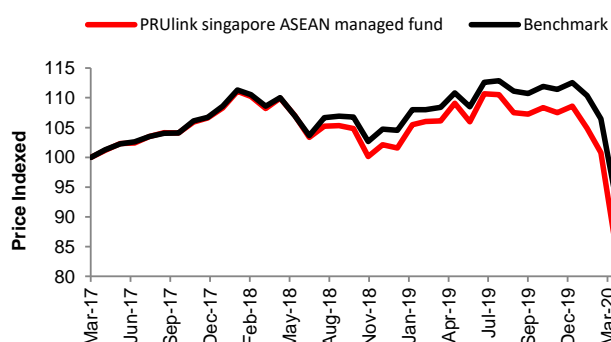
## Fund Details

Launch Date	20 March 2012	CPFIS Risk Classification of Investment-linked Insurance Products (ILP)	Medium to High Risk; Narrowly Focused
Initial Investment Charge	5% ^	Subscription Method	Cash, CPFIS-OA & SA, SRS
Continuing Investment Charge	1.3% p.a. †	Underlying Fund Size	Eastspring Investments Unit Trusts - Singapore ASEAN Equity Fund - SGD 147.8 M Eastspring Investments Unit Trusts - Singapore Select Bond Fund - SGD 1207.7 M
Manager of the Fund	Eastspring Investments (Singapore) Ltd	Funds Under Management	SGD 205.7 M
Benchmark	70% Customised blended FTSE ST All-share & FTSE ASEAN (ex- Singapore) Index + 30% Markit iBoxx ALBI Singapore Index**	Financial Year End	31st December

## Performance

Performance <sup>1</sup>	1 month	6 months	1 year	3 years*	5 years*	Since Inception*
Offer-Bid	-20.0%	-24.8%	-24.0%	-6.9%	-4.3%	-0.4%
Bid-Bid	-15.8%	-20.9%	-20.0%	-5.3%	-3.3%	0.2%
Benchmark <sup>2</sup>	-12.6%	-15.9%	-14.1%	-2.4%	-1.2%	1.3%

## Performance Chart



## Top 10 holdings

DBS GROUP HOLDINGS LTD	4.9%
UNITED OVERSEAS BANK LTD	3.9%
OVERSEA-CHINESE BANKING LTD	3.7%
SINGAPORE TELECOMMUNICATIONS LTD	3.0%
JARDINE MATHESON HOLDINGS LTD	1.9%
PTT PCL F	1.9%
HONGKONG LAND HOLDINGS LTD	1.7%
CIMB GROUP HOLDINGS	1.6%
CAPITALAND LTD	1.5%
LT GROUP INC	1.5%

Source: Eastspring investments Singapore Limited

Inception date: 20 March 2012

\*Annualised.

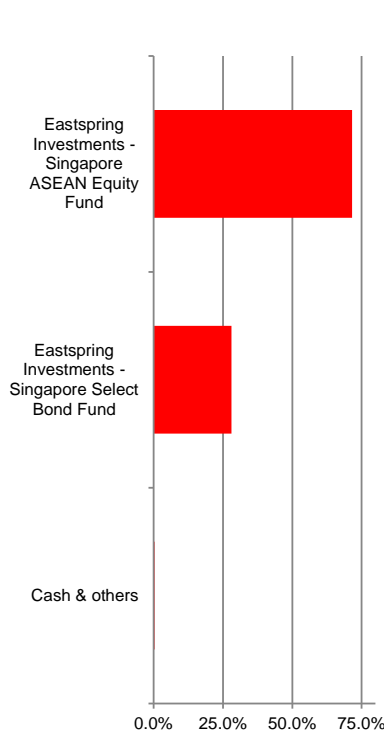
<sup>1</sup>Source: Standard Chartered Bank as calculated on StatPro; SGD; net income reinvested; Offer-bid includes 5% Initial Investment Charge; fund performance includes Continuing Investment Charge; benchmark performance does not include any fees or charges.

<sup>2</sup>Source for Benchmark : Eastspring Investments (Singapore) Limited

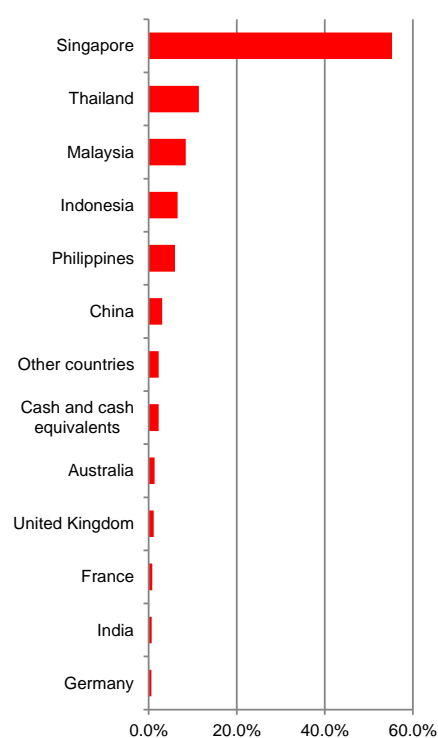
^ Please refer to the relevant Product Summary for details of charges incurred on your plan as charges may vary from product to product and may be lower than 5%.

† We reserve the right to vary the Continuing Investment Charge and may increase it up to 2% per annum, but will not do so before giving investors 6 months' written notice.

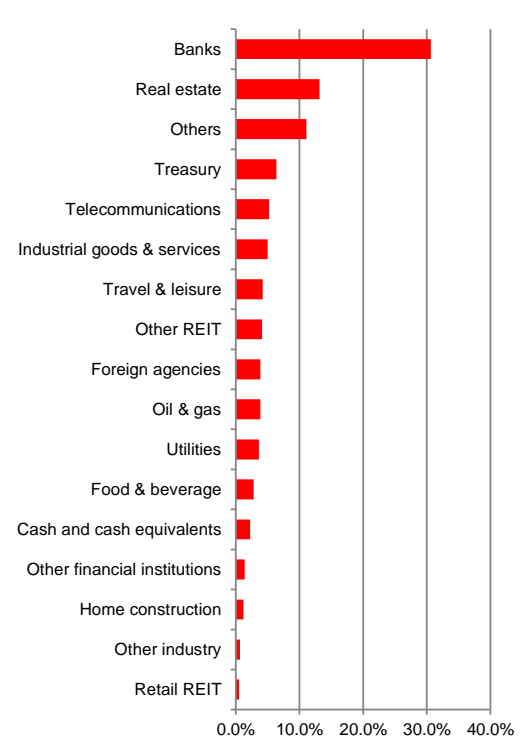
### Asset Allocation<sup>3</sup>



### Country<sup>3</sup>



### Sector<sup>3</sup>



<sup>3</sup>Source: Eastspring investments (Singapore) Limited

### Important Information

Please note that the securities mentioned above are included for illustration purposes only. It should not be considered a recommendation to purchase or sell any particular security. There is no assurance that any securities discussed herein will remain in the portfolio of the Fund at the time you receive this material or that securities sold have not been repurchased. The securities discussed do not represent the fund's entire portfolio and in the aggregate may represent only a small percentage of the fund's portfolio holdings.

The Fund is an investment-linked policy fund issued by Prudential Assurance Company Singapore (Pte) Limited (Co. Reg. No. 199002477Z). The manager of the Fund is Eastspring Investments (Singapore) Limited (Co. Reg. No. 199407631H). Prudential Assurance Company Singapore (Pte) Limited, 30 Cecil Street, #30-01 Prudential Tower, Singapore 049712 is the product provider. Investments are subject to investment risks including the possible loss of the principal amount invested. The prediction, projection or forecast on the economy, securities markets or the economic trends of the markets targeted by the fund are not necessarily indicative of the future or likely performance of the fund. The Fund returns are calculated based on net asset value pricing, in Singapore Dollars, bid to bid basis, on the assumption that all dividends and distributions are reinvested, taking account all charges which would have been payable upon such investment. Fees and charges payable through deduction of premium or cancellation of units are excluded from this calculation. The past performance of the Manager or Investment Manager and the Fund is not necessarily indicative of its future performance. The value of units in the Fund and the income accruing to the units, if any, may fall or rise. A Product Summary, Fund Information Booklet and Product Highlights Sheet relating to the Fund are available and may be obtained from your Prudential Financial Consultant. A potential investor should read the Product Summary, Fund Information Booklet and Product Highlights Sheet before deciding whether to subscribe for units in the Fund.

**\*\*Source: FTSE International Limited ("FTSE") © FTSE 2020. "FTSE®" is a trade mark of the London Stock Exchange Group companies and is used by FTSE International Limited under licence. ["NAREIT®" is a trade mark of the National Association of Real Estate Investment Trusts and is used by FTSE under licence.] [The FTSE ASEAN [Name] is calculated by FTSE in conjunction with Indonesia Stock Exchange, Bursa Malaysia Berhad, The Philippine Stock Exchange Inc., Singapore Exchange Securities Trading Limited and the Stock Exchange of Thailand.] All rights in the FTSE indices and / or FTSE ratings vest in FTSE and/or its licensors. Neither FTSE nor its licensors accept any liability for any errors or omissions in the FTSE indices and / or FTSE ratings or underlying data. No further distribution of FTSE Data is permitted without FTSE's express written consent.**