

**Investment Objective**

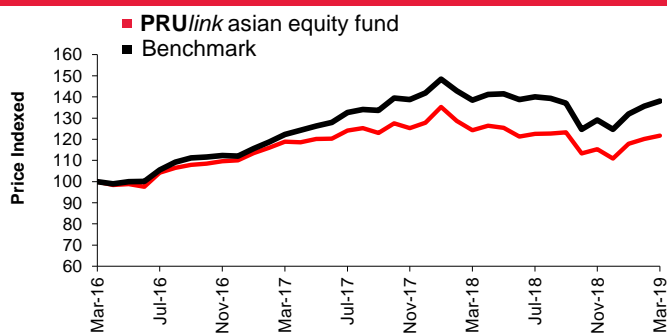
The **PRUlink asian equity fund** aims to maximise long-term total return by investing primarily in equity and equity-related securities of companies, which are incorporated, listed in or have their areas of primary activity in the Asia Pacific ex-Japan Region. The Fund may also invest in depository receipts including American Depository Receipts (“ADRs”) and Global Depository Receipts (“GDRs”), debt securities convertible into common shares, preference shares and warrants.

**Fund Details**

Launch Date	1 October 1995	CPFIS Risk Classification of Investment-linked Insurance Products (ILP)	Higher Risk; Narrowly Focused
Initial Investment Charge	5% ^	Subscription Method	Cash, CPFIS-OA, SRS
Continuing Investment Charge	1.5% p.a.†	Funds Under Management	SGD 969.8 M
Manager of the Fund	Eastspring Investments (Singapore) Ltd	Financial Year End	31st December
Benchmark	MSCI AC Asia Pacific ex-Japan Index		

**Performance**

Performance <sup>1</sup>	1 month	6 months	1 year	3 years*	5 years*	Since Inception*
Offer-Bid	-3.7%	-6.2%	-7.0%	5.0%	2.4%	3.5%
Bid-Bid	1.4%	-1.2%	-2.1%	6.8%	3.4%	3.7%
Benchmark <sup>2</sup>	1.8%	0.7%	-0.3%	11.3%	7.7%	3.6%

**Performance Chart**

**Top 10 holdings**

TENCENT HOLDINGS LTD	6.1%
TAIWAN SEMICONDUCTOR MANUFACTURING	4.7%
CHINA CONSTRUCTION BANK H	3.8%
SAMSUNG ELECTRONICS PFD	2.8%
SAMSUNG ELECTRONICS	2.7%
IND & COMM BK OF CHINA H	2.5%
CHINA MERCHANTS BANK	2.4%
CHINA PACIFIC INSURANCE	2.1%
CHINA MOBILE LTD	2.1%
CK HUTCHISON HOLDINGS LTD	2.1%

Source: Prudential Assurance Company Singapore (Pte) Limited

Inception date: 1 November 1995

\*Annualised.

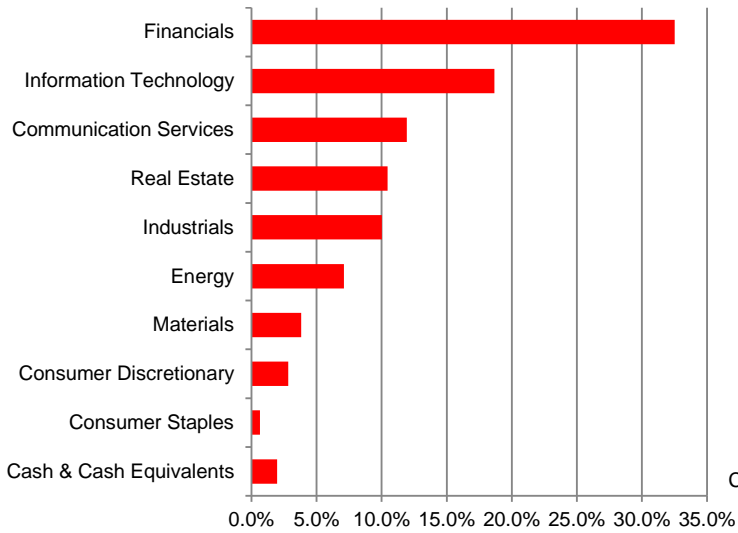
<sup>1</sup>Source: Citibank N.A Singapore; SGD; net income reinvested; Offer-bid includes 5% Initial Investment Charge; fund performance includes Continuing Investment Charge; benchmark performance does not include any fees or charges.

<sup>2</sup>Source for Benchmark: Eastspring Investments (Singapore) Limited

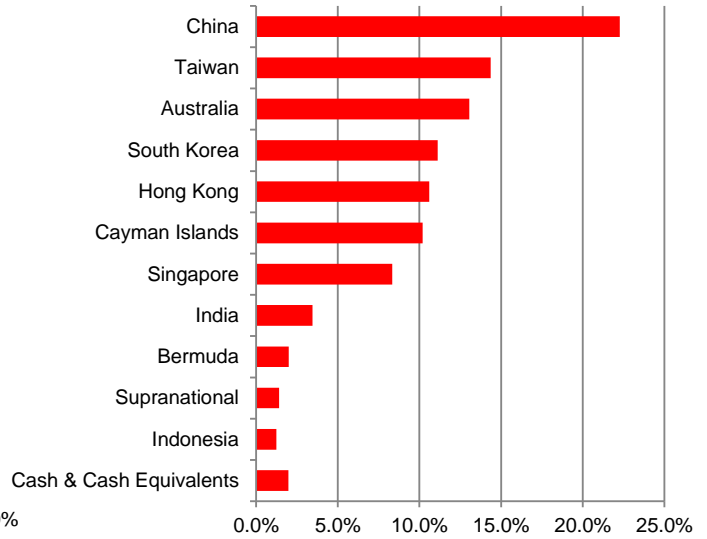
^ Please refer to the relevant Product Summary for details of charges incurred on your plan as charges may vary from product to product and may be lower than 5%.

† We reserve the right to vary the Continuing Investment Charge and may increase it up to 2% per annum, but will not do so before giving investors 6 months' written notice.

### Sector Allocation<sup>3</sup>



### Country Allocation<sup>3</sup>



<sup>3</sup>Source: Prudential Assurance Company Singapore (Pte) Limited

### Important Information

Please note that the securities mentioned above are included for illustration purposes only. It should not be considered a recommendation to purchase or sell any particular security. There is no assurance that any securities discussed herein will remain in the portfolio of the Fund at the time you receive this material or that securities sold have not been repurchased. The securities discussed do not represent the fund's entire portfolio and in the aggregate may represent only a small percentage of the fund's portfolio holdings.

The Fund is an investment-linked policy fund issued by Prudential Assurance Company Singapore (Pte) Limited (Co. Reg. No. [199002477Z]). The manager of the Fund is Eastspring Investments (Singapore) Limited (Co. Reg. No. [199407631H]). Prudential Assurance Company Singapore (Pte) Limited, 30 Cecil Street, #30-01 Prudential Tower, Singapore 049712 is the product provider. Investments are subject to investment risks including the possible loss of the principal amount invested. The prediction, projection or forecast on the economy, securities markets or the economic trends of the markets targeted by the fund are not necessarily indicative of the future or likely performance of the fund. The Fund returns are calculated based on net asset value pricing, in Singapore Dollars, bid to bid basis, on the assumption that all dividends and distributions are reinvested, taking account all charges which would have been payable upon such investment. Fees and charges payable through deduction of premium or cancellation of units are excluded from this calculation. The past performance of the Manager or Investment Manager and the Fund is not necessarily indicative of its future performance. The value of units in the Fund and the income accruing to the units, if any, may fall or rise. A Product Summary, Fund Information Booklet and Product Highlights Sheet relating to the Fund are available and may be obtained from your Prudential Financial Consultant. A potential investor should read the Product Summary, Fund Information Booklet and Product Highlights Sheet before deciding whether to subscribe for units in the Fund.