

# Allianz Oriental Income

Allianz Global Investors Fund  
A / AT

**Allianz**   
Global Investors



Overall Morningstar Rating™

## Investment Objective

The Fund aims at long-term capital growth by investing in Asia Pacific equity and bond markets .

## Performance Overview

### Indexed Performance over 5 Years (Bid-Bid)

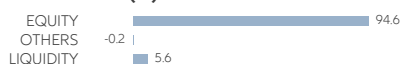


Performance History	Year to Date	1 Month	3 Months	6 Months	1 Year	3 Years (p.a.)	5 Years (p.a.)	Since Inception (p.a.)
Bid-Bid (%)	12.42	4.35	-2.49	12.42	-3.94	8.26	3.63	7.54
Offer-Bid <sup>3</sup> (%)	6.80	-0.86	-7.36	6.80	-8.74	6.43	2.58	7.19
Benchmark (%)	10.55	5.38	0.83	10.55	-1.08	10.08	4.39	6.67

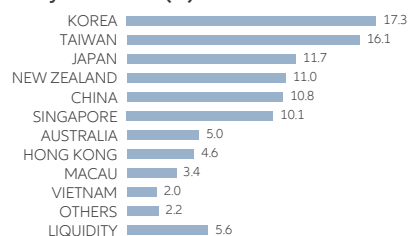
Risk / Return Ratios	3 Years	5 Years
Sharpe Ratio	0.45	0.18
Volatility	14.91%	14.03%
Tracking Error	6.73%	5.97%
Information Ratio	-0.27	-0.13

## Portfolio Analysis

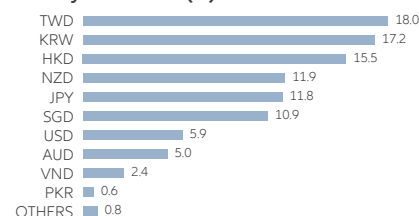
### Asset Allocation (%)



### Country Allocation (%)



### Currency Allocation (%)



Top 10 Holdings (Country)	Sector	%
MAINFREIGHT LTD (NZ)	INDUSTRIALS	10.2
KOH YOUNG TECHNOLOGY INC (KR)	IT	8.2
VENTURE CORP LTD (SG)	IT	5.0
LASERTEC CORP (JP)	IT	4.9
EO TECHNICS CO LTD (KR)	IT	4.6
WIN SEMICONDUCTORS CORP (TW)	IT	4.5
SHOWA DENKO K K (JP)	MATERIALS	3.5
GALAXY ENTERTAINMENT GROUP L (MO)	CONS. DISC.	3.4
SINGAPORE TECH ENGINEERING (SG)	INDUSTRIALS	3.0
AVICHINA INDUSTRY & TECH-H (CN)	INDUSTRIALS	2.8
<b>Total</b>		<b>50.1</b>

Dividend History	Dividend / Share	Annualised Dividend Yield <sup>4</sup>	Ex-Dividend Date
Class A (USD) Dis.	USD 0.00000	0.00%	17/12/2018
	USD 0.29772	0.24%	15/12/2017
	USD 0.37708	0.39%	15/12/2016
	USD 1.48200	1.64%	15/12/2015
	USD 0.00488	0.01%	15/12/2014
	USD 0.24578	0.25%	16/12/2013

Past payout yields do not represent future payout yields and payments. Historical payments may comprise of distributable income or capital, or both (for further details, please refer to our website).

## Fund Details

	Class A (USD) Dis.	Class AT (USD) Acc.	Class AT (SGD) Acc.
Benchmark	MSCI AC Asia Pacific Free Total Return (Net)		
Fund Manager	Stuart Winchester		
Fund Size <sup>5</sup>	USD 293.94m		
Base Currency	USD		
Number of Holdings	51		
Initial Fee	Up to 5%	Up to 5%	Up to 5%
Eligible Investment Scheme <sup>6</sup>	SRS	SRS	SRS
All-in-Fee <sup>7</sup>	1.80% p.a.	1.80% p.a.	1.80% p.a.
Total Expense Ratio <sup>8</sup>	1.85%	1.85%	1.84%
Unit NAV	USD 116.01	USD 127.70	SGD 15.38
Inception Date	03/11/2003	12/12/2005	11/08/2009
Dividend Frequency	Annually	N/A	N/A
ISIN Code	LU0348783233	LU0348784397	LU0417516571
Bloomberg Ticker	DRORINR LX	ALORIAA LX	ALZORAT LX
<b>Cumulative Returns (%)</b>			
Year to Date	12.42	12.43	11.29
1 Year	-3.94	-3.94	-4.77
3 Years	26.88	26.89	26.69
5 Years	19.53	19.54	29.14
Since Inception	211.97	95.02	53.80
<b>Annualised Returns (%)</b>			
3 Years (p.a.)	8.26	8.27	8.21
5 Years (p.a.)	3.63	3.63	5.25
Since Inception (p.a.)	7.54	5.05	4.45

Source: All fund data quoted are Allianz Global Investors/IDS GmbH/Morningstar, as at 30/06/2019, unless stated otherwise.

On 09/12/2005, the assets of Dresdner RCM Oriental Income Fund were transferred to Allianz Global Investors Selections RCM Oriental Income Fund ("Allianz GIS RCM Oriental Income Fund").

On 03/10/2008, the assets of Allianz GIS RCM Oriental Income Fund were merged into Allianz Global Investors Fund - Allianz Oriental Income (formerly named: Allianz RCM Oriental Income).

Fund performance is calculated in the respective fund currency with gross dividends re-invested. Investment returns are denominated in the respective base currency. SGD based investors are exposed to non-SGD foreign exchange fluctuations.

- 1) Source: Morningstar, as at 31/05/2019. Copyright © 2019 Morningstar Asia Limited ("Morningstar"). All Rights Reserved. The information contained herein: (1) is proprietary to Morningstar and/or its content providers; (2) may not be copied or distributed; and (3) is not warranted to be accurate, complete or timely. Neither Morningstar nor its content providers are responsible for any damages or losses arising from any use of this information. Past performance is no guarantee of future results.
- 2) Based on fund performance till 31/12/2013.
- 3) "Offer-Bid" performance data takes into account 5.00% of the initial fee of the investment.
- 4) Annualised Dividend Yield = Dividend Per Share / Ex-Dividend Date NAV
- 5) The Fund size quoted includes all share classes of the Fund.
- 6) Investment using Supplementary Retirement Scheme ("SRS") monies is only applicable to investors in Singapore.
- 7) The All-in-Fee includes the expenses previously called management and administration fees.
- 8) Total Expense Ratio (TER): Total cost (except transaction costs) charged to the Fund during the last financial year expressed as a ratio of the Fund's average NAV. For share classes that have been incepted for less than one year as at close of the last financial year (please refer to the Inception Date in the Fund Details table), the TER will be annualised. For share classes incepted after the close of the last financial year, the TER will be reflected as N/A.

Information herein is based on sources we believe to be accurate and reliable as at the date it was made. We reserve the right to revise any information herein at any time without notice. No offer or solicitation to buy or sell securities and no investment advice or recommendation is made herein. In making investment decisions, investors should not rely solely on this publication but should seek independent professional advice. However, if you choose not to seek professional advice, you should consider the suitability of the product for yourself. Past performance of the fund manager(s) and the fund is not indicative of future performance. Prices of units in the Fund and the income from them, if any, may fall as well as rise and cannot be guaranteed. Distribution payments of the Fund, where applicable, may at the sole discretion of the Manager, be made out of either income and/or net capital gains or capital of the Fund. As a result, it may reduce the Fund's net asset value. The dividend yields and payouts are not guaranteed and might change depending on the market conditions or at the Manager's discretion. Investment involves risks including the possible loss of principal amount invested and risks associated with investment in emerging and less developed markets. The Fund may invest in financial derivative instruments and/or structured products and be subject to various risks (including counterparty, liquidity, credit and market risks etc.). Investing in fixed income instruments (if applicable) may expose investors to various risks, including but not limited to creditworthiness, interest rate, liquidity and restricted flexibility risks. Changes to the economic environment and market conditions may affect these risks, resulting in an adverse effect to the value of the investment. During periods of rising nominal interest rates, the values of fixed income instruments (including short positions with respect to fixed income instruments) are generally expected to decline. Conversely, during periods of declining interest rates, the values are generally expected to rise. Liquidity risk may possibly delay or prevent account withdrawals or redemptions. Past performance, or any prediction, projection or forecast, is not indicative of future performance. Investors should read the Prospectus obtainable from Allianz Global Investors Singapore Limited or any of its appointed distributors for further details including the risk factors, before investing. This publication has not been reviewed by the Monetary Authority of Singapore (MAS). MAS authorization/recognition is not a recommendation or endorsement. The issuer of this publication is Allianz Global Investors Singapore Limited (12 Marina View, #13-02 Asia Square Tower 2, Singapore 018961, Company Registration No. 199907169Z).