

NN (L)

Global Real Estate

★★

Overall Morningstar Rating™

★★

3-year Morningstar Rating™

★★

5-year Morningstar Rating™

Morningstar Ratings 30/11/2018

Investment Policy

The fund invests in real estate companies established, listed or traded on exchanges across the world. This includes companies which main revenue or activity is linked to real estate property, management and/or development. The portfolio is diversified across countries. Measured over a period of several years, we aim to beat the performance of the benchmark 10/40 GPR 250 Global Net Index. We aim to add value to the fund by a systematic bottom-up stock selection approach. This will include both fundamental and behavioural factors as well as Real Estate specific data sources. You can sell your participation in this fund on each (working) day on which the value of the units is calculated, which for this fund occurs daily. The fund does not aim to provide you with a dividend. It will reinvest all earnings.

Performance NET

Performance over 5 years in share class currency (NET %)

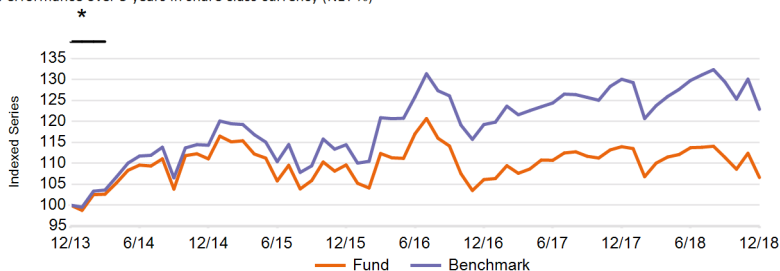


Chart Figures are based on BID-BID calculations

* This performance was achieved when the fund had different characteristics.

Cumulative Performance (NET %)

USD	1M	3M	6M	1Y	3Y	5Y	Since Inception
● Fund (BID-BID)	-5.15	-4.31	-6.26	-6.46	-2.75	6.60	-6.79
● Fund (BID-OFFER)	-7.92	-7.09	-8.99	-9.18	-5.58	3.49	-9.50
● Benchmark	-5.53	-5.03	-5.31	-5.52	7.39	22.88	16.52

Annualized Performance (NET %)

USD	1Y	3Y	5Y	Since Inception
● Fund (BID-BID)	-6.46	-0.92	1.29	-0.60
● Fund (BID-OFFER)	-9.18	-1.90	0.69	-0.85
● Benchmark	-5.52	2.41	4.21	1.32

Calendar Year Performance (NET %)

USD	2018YTD	2017	2016	2015	2014	2013
● Fund (BID-BID)	-6.46	7.40	-3.20	-1.30	11.05	2.63
● Fund (BID-OFFER)	-9.18	4.27	-6.01	-4.18	7.82	-0.36
● Benchmark	-5.52	9.07	4.21	0.11	14.31	5.01

Data as of 31/12/2018

Key Information

Fund Type	EQUITY
Share Class Type	P Capitalisation
Share Class Currency	USD
ISIN Code	LU0250181095
Bloomberg Code	INGGUPC LX
Reuters Code	LU0250181095.LUF
Telekurs Code	2501289
WKN Code	A0MXCC
Sedol Code	-
Domicile	LUX
Benchmark	GPR 250 Global 10/40 (NR) [S&P Developed Property (NR) until 1 Apr 2014; S&P Developed Property (TR)]
Nav Frequency	Daily

Fund Facts

Launch Fund	02/05/2006
Launch Share Class	07/05/2007
Net Asset Value	USD 391.41
Previous month NAV	USD 412.68
1 Year High (06/07/2018)	USD 422.20
1 Year Low (24/12/2018)	USD 382.75
Fund's Total Net Assets (Mln)	EUR 373.45
Share Class Total Net Assets (Mln)	USD 2.39

Fees

Ongoing Charges	1.60%
Annual management fee	1.30%
Fixed Service Fee	0.25%
Subscription fee (max.)	3.00%
Redemption Fee	-

Top 10 Holdings

Simon Property Group, Inc.	6.26%
Prologis, Inc.	4.30%
Ventas, Inc.	3.92%
Daiwa House Industry Co., Ltd.	3.84%
Vonovia Se	3.64%
Essex Property Trust, Inc.	3.60%
Link Real Estate Investment Trust	3.31%
Equity Lifestyle Properties, Inc.	3.04%
Extra Space Storage Inc.	3.02%
Dexus	2.89%

Legal Disclaimer

Please refer to the legal disclaimer at the end of the document.

Top 10 Holdings and Allocations: powered by Factset.

NN (L)

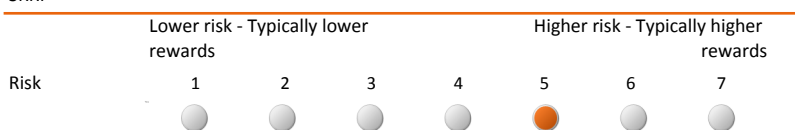
Global Real Estate

Statistics

USD	1 Year	3 Years	5 Years
Annualized Portfolio Return	-6.46	-0.92	1.29
Standard Deviation	9.80	10.19	10.69
Sharpe Ratio	-0.86	-0.22	0.03
Alpha	-1.66	-3.11	-2.64
α (%)	-0.94	-3.33	-2.92
Beta	0.89	0.93	0.96
R-Squared	0.98	0.96	0.96
Information Ratio	-0.49	-1.50	-1.36
Tracking Error	1.92	2.22	2.15

Risk Profile

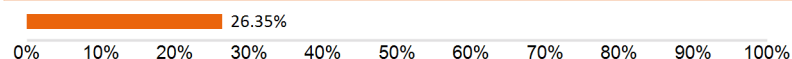
SRRI



Historical data, such as is used for calculating this indicator, may not be a reliable indication of the future risk profile of this fund. There is no guarantee that the risk indicator will remain unchanged, it may shift over time. The lowest category of risk does not mean that the investment is risk-free.

This fund is in category 5 because of the behaviour of the product during the measuring period. The overall market risk, taking into account past performances and future potential evolution of the markets, associated with stocks and/or financial instruments used to reach the investment objective is considered high. Stocks and financial instruments are impacted by various factors. These include, but are not limited to, the development of the financial market, the economic development of issuers of stocks and/or financial instruments who are themselves affected by the general world economic situation and the economic and political conditions in each country. The fund's liquidity risk is set to medium. Liquidity risks arise when a specific underlying investment is difficult to sell, causing possible difficulty to redeem your investment from the fund. Moreover, the currency fluctuation may impact highly on the fund's performance. Investments in specific sector are more concentrated than investments in various sectors. No guarantee is provided as to the recovery of your initial investment.

VaR (95% annualized)



The VaR (Value at Risk) is a statistical indicator measuring the maximum annual loss that can be incurred within a certain confidence interval.

Data as of 31/12/2018

Country Allocation

United States	55.92%
Japan	13.07%
Hong Kong	5.89%
Germany	5.41%
Australia	4.98%
Canada	3.91%
France	2.35%
United Kingdom	2.35%
Cash	2.14%
Singapore	1.54%
Others	2.46%

Currency Allocation

USD	56.51%
JPY	13.09%
EUR	9.46%
HKD	5.91%
AUD	5.03%
Others	9.99%

Other share classes

R Capitalisation	LU1673807357
I Capitalisation	LU0332194827

EQUITIES

FIXED INCOME

MULTI ASSET

STRUCTURED

MONEY MARKET

Legal Disclaimer

Please refer to the legal disclaimer at the end of the document.

Top 10 Holdings and Allocations: powered by Factset.

NN (L)

Global Real Estate

Legal Disclaimer

This is a promotional document and is strictly for information purposes only. It should not be regarded as an offer nor a solicitation to buy, sell or otherwise deal with any investment referred to herein and should further not be relied on as any form of investment or other advice.

The Luxembourg funds mentioned in this document are sub-funds of NN (L) (the "Funds"), a variable capital investment company established in Luxembourg. NN (L) is duly authorized by the Commission de Surveillance du Secteur Financier ("CSSF") in Luxembourg. Both sub-funds and NN (L) are registered with the CSSF and are recognized under Section 287 of the Securities and Futures Act, Chapter 289 of Singapore Act ("Act"). NN (L) is the responsible person as defined under the Act and has appointed NN Investment Partners (Singapore) Ltd as its corporate representative in connection with the offer of Shares in the Fund. All performance values that are not given in the fund currency have been calculated by conversion. Performance figures are presented on a bid-bid basis, net dividends reinvested, if any. For a bid-offer pricing, the performances of different share classes will vary. S&P Fund Ratings, Copyright © 2010 The McGraw-Hill Companies, Ltd. Trading as Standard & Poor's. All rights reserved. Unless otherwise stated, all data is unaudited.

Investment of the Funds are not deposit in, obligations of, or guaranteed or insured by NN Investment Partners ("NNIP") or its affiliates or distributors of the Funds, and are subject to investment risks, including the possible loss of the principal amount invested. Past performances of the Funds are not necessarily indicative of future or likely performance. Any prediction, projection, forecast on the economy, stock market, bond market or the economic trends of the markets are not necessarily indicative of the Funds. The value of Shares in the Funds and the income accruing to the Shares, if any, may fall as well as rise. No representation or promise as to the performance of the Funds or the return of your investment is made.

Some of the Funds may make use of financial derivative instruments. This can involve specific risks of which investors should be aware, among which risks related to political and economic stability, currency exchange rates as well as applicable foreign taxes and accounting standards. Investors should read the prospectus, available from NNIP or its distributors, for details of the product features and risks of investing in the Fund.

A copy of the prospectus or offering document is available and may be obtained from NNIP and its appointed distributors. Investors should seek advice from a financial adviser as to whether the relevant fund is suitable for him, or consider carefully if the fund is suitable for him, before deciding whether to invest in the Shares of the relevant fund.

The information contained in this document has been obtained from sources that NNIP believes to be reliable and accurate, but no representation or warranty, expressed or implied, is made as to the fairness, accuracy, timeliness or completeness of the information. Neither NNIP, nor any Fund, nor their affiliates, directors or employees accepts any liability whatsoever for any loss arising directly or indirectly from any use of the information in this document. NN Investment Partners (Singapore) Ltd, Company Registration No: 199602506R, 10 Marina Boulevard, #31-01 Marina Bay Financial Centre Tower 2, Singapore 018893, Tel: (65) 6632 3060, Fax: (65) 6535 3393. Website: www.nnip.sg

Footnote

Top 10 Holdings are shown excluding Cash. Portfolio Allocations (if available) are shown including Cash. Cash includes Deposits, Cash Collateral, Derivatives' Cash Offsets, FX Spots, FX Forwards and Other Liquid Assets like payables & receivables.